

AA01A Series Board-to-Board Connector



Training Module

Technology to Inspire Innovation

JAE

Application Examples


- Smartphone
 - LCD
- Notebook PC
 - PDA
- Various devices w/ minimal mounting space



AA01A Series Features

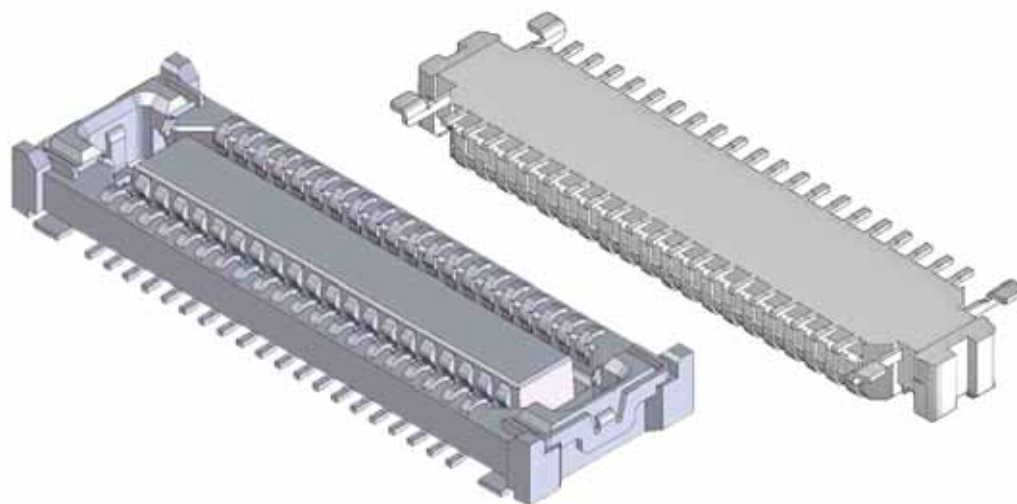
Ideal for Low-Profile Devices

- 0.5mm pitch, 2 rows, 10 to 60 positions, 1.5mm stacking height
- The contact structure and surface shape ensure high abrasion resistance and high contact reliability.
- Secure hold-downs prevent insulator breakage and peeling from FPC/PCB for both plug and receptacle.
- Two-point contact design to resist twisting stress.
- Nickel barrier finish on the contact prevents solder migration.
- Pb-free




General Specifications

No. of Contacts	10, 30, 40, 60
Pitch	0.5mm, 2 rows
Stacking Height	1.5mm
Contact resistance	70m Ω max (initial)
Dielectric Withstanding Voltage	AC250Vr.m.s (for 1 minute)
Operating Temperature Range	-40 to +85°C
Rated Current	0.2A per pin
Rated Voltage	50V (A.C./D.C.) per pin
Mating Durability	30 cycles



Material and Finishes

Component	Material/Finish
Contact	Copper alloy / Au plating (0.1 um min.)
Insulator	Heat resistant plastic
Hold-down	Plug & Receptacle: Copper alloy / Sn plating



Summary

- The contact structure and surface shape ensure high abrasion resistance and high contact reliability
- Secure hold-downs prevent insulator breakage and peeling from FPC for both plug and receptacle
- 2-point contact design to resist twisting stress
- Pb-free. Nickel barrier finish on contact prevents solder migration



Technology to Inspire Innovation

JAE