



# FA10 Series FPC Connector

Training Module

# Application Examples

- Smartphones
  - Tablets
  - Laptops
- Other Mobile Devices



# FA10 Series Features

- Space-saving FPC connector
- Top and bottom surface connection type, LIF\* structure
- FPC guides prevent misalignment by holding the FPC in place until the actuator locks
- Easy, one-action mating; No actuator or slider operation required during insertion and removal
- Tapered guides for easy FPC insertion
- Board pattern traces are possible under the connector (excluding terminal areas)
- 2-point FPC lock structure
- Pb-free, halogen-free compliant
- Ni barrier prevents solder wicking

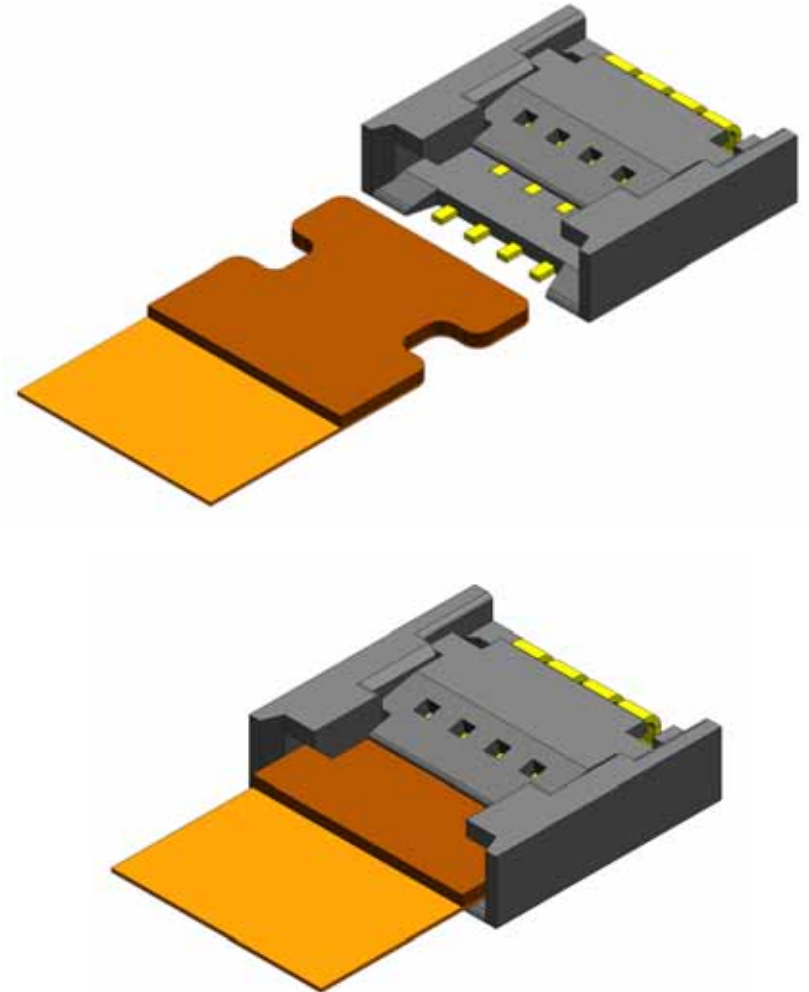


\*LIF: Low Insertion Force

# General Specifications

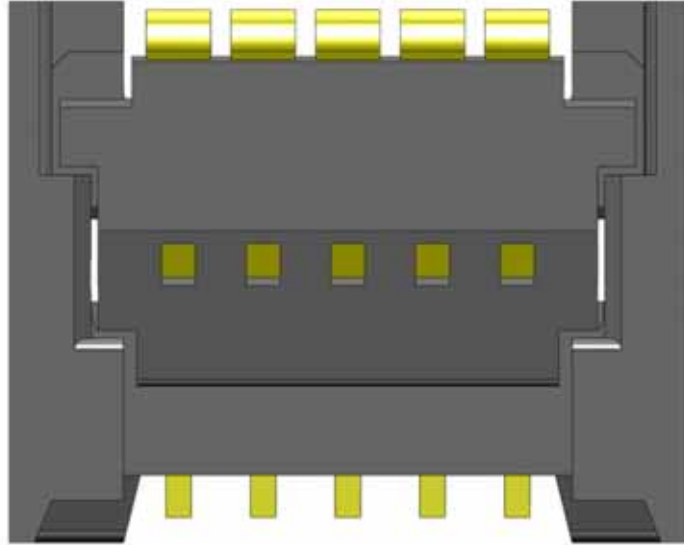
<b>No. of Contacts</b>	4, 5, 6, (8),10
<b>Pitch</b>	0.5mm, one row alignment
<b>Height</b>	0.9mm
<b>Depth</b>	3.2mm
<b>Applicable FPC Thickness</b>	0.2mm ± 0.03mm
<b>FPC Retention Force</b>	2N (Min.) (Initial)
<b>Contact resistance</b>	100mΩ max (initial)
<b>Dielectric Withstanding Voltage</b>	250 ACVr.m.s (for 1 minute)
<b>Operating Temperature Range</b>	-40 to +85°C
<b>Rated Current</b>	0.5A per pin
<b>Rated Voltage</b>	50V(A.C./D.C.) per pin
<b>Mating Durability</b>	20 cycles
<b>Coplanarity</b>	0.08mm max.

\*( ): Development scheduled

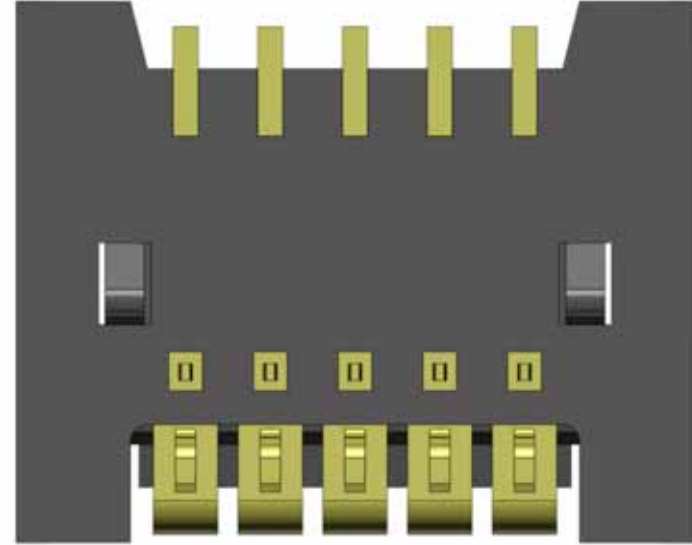


# FA10 Connector Layout

Top View




Bottom View



Front View

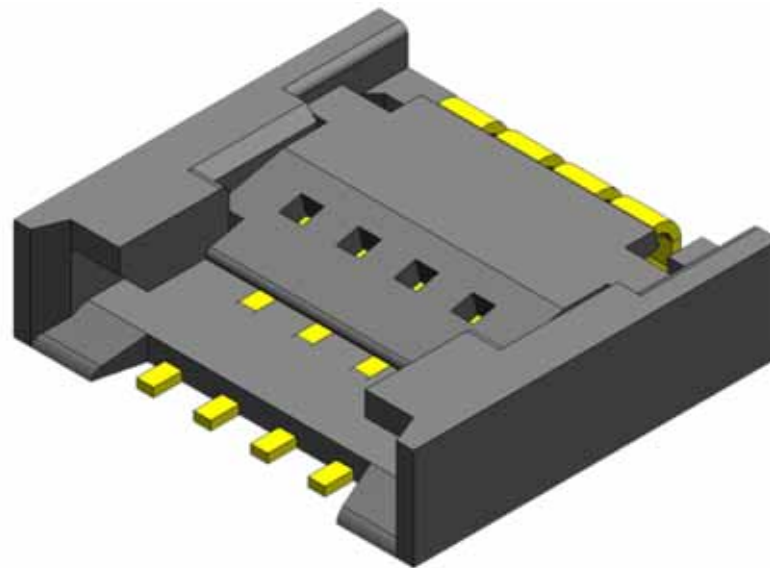


Back View



# Material and Finishes

Component	Material / Finish
Housing	Heat-resistant resin (black, halogen-free)
Contact	Cu alloy, Au plating over Ni Au 0.1 $\mu$ m min.



# Summary

- 0.5mm pitch
- Multiple pin counts: 4, 5, 6, (8), 10
- Top and bottom surface connection type, LIF\* structure
- Tapered FPC guides prevent misalignment
- Easy, one-action mating
- 2-point FPC lock structure



Technology to Inspire Innovation

**JAE**

[www.JAE.com](http://www.JAE.com)