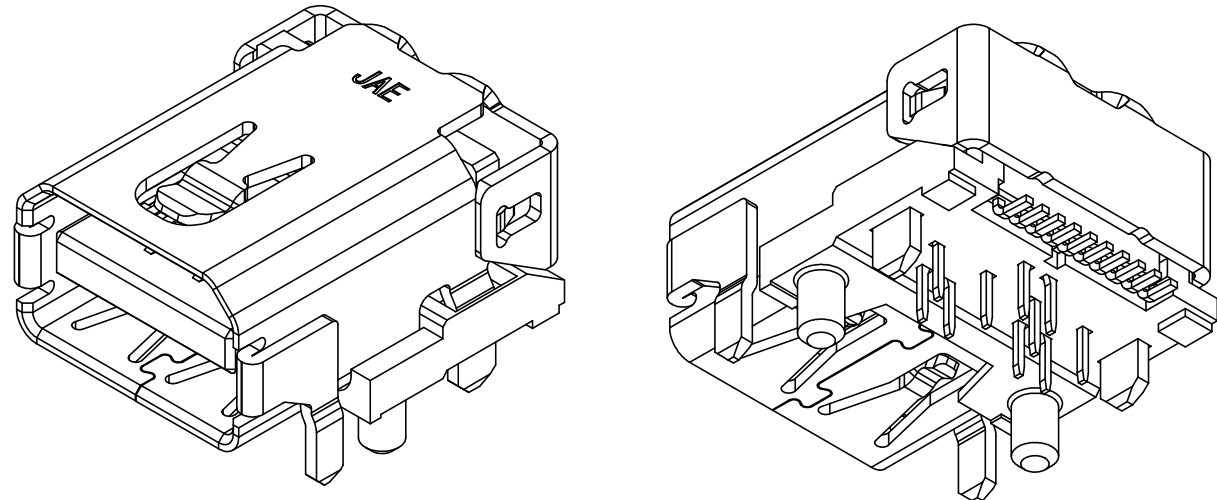
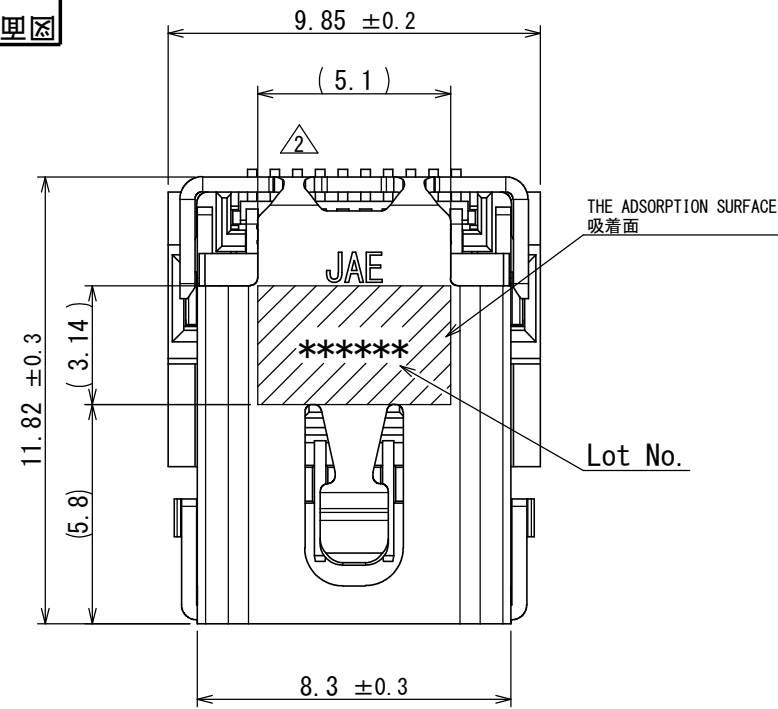
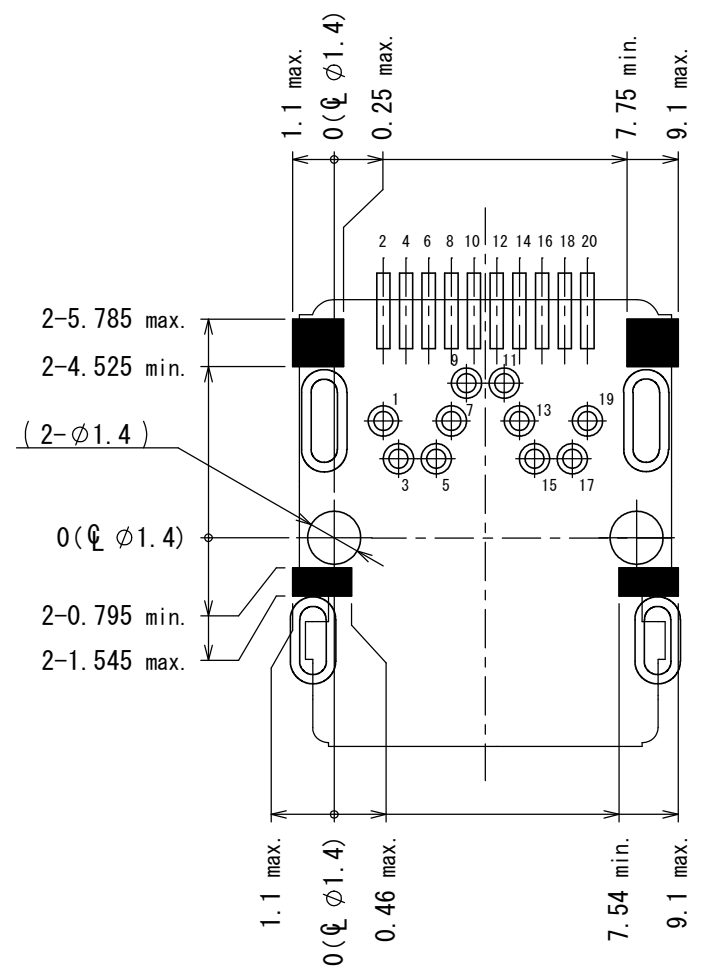
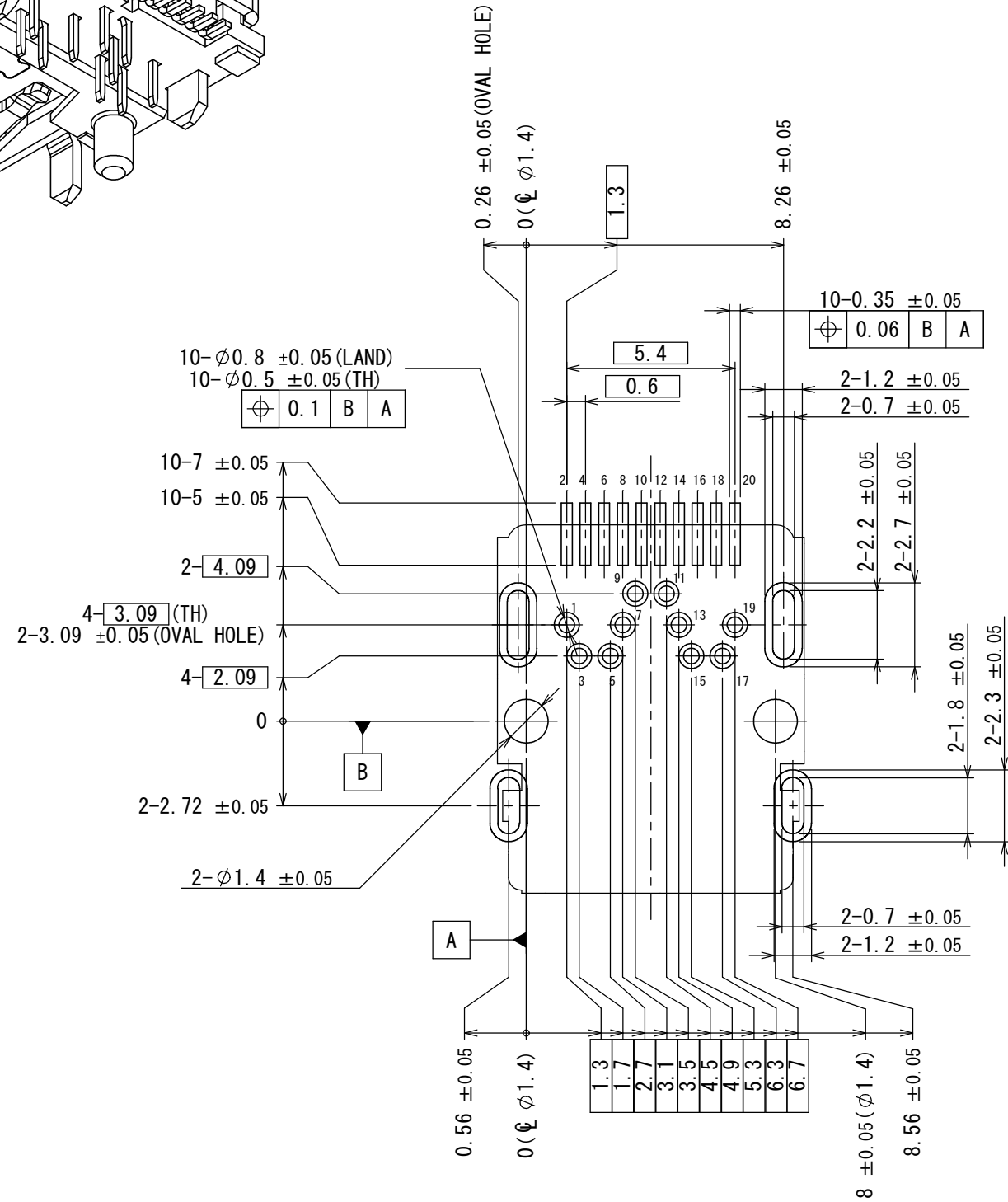
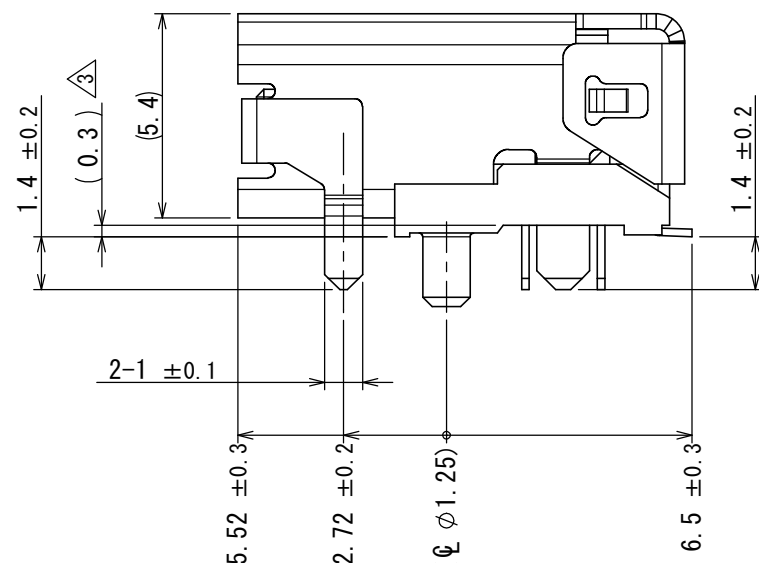
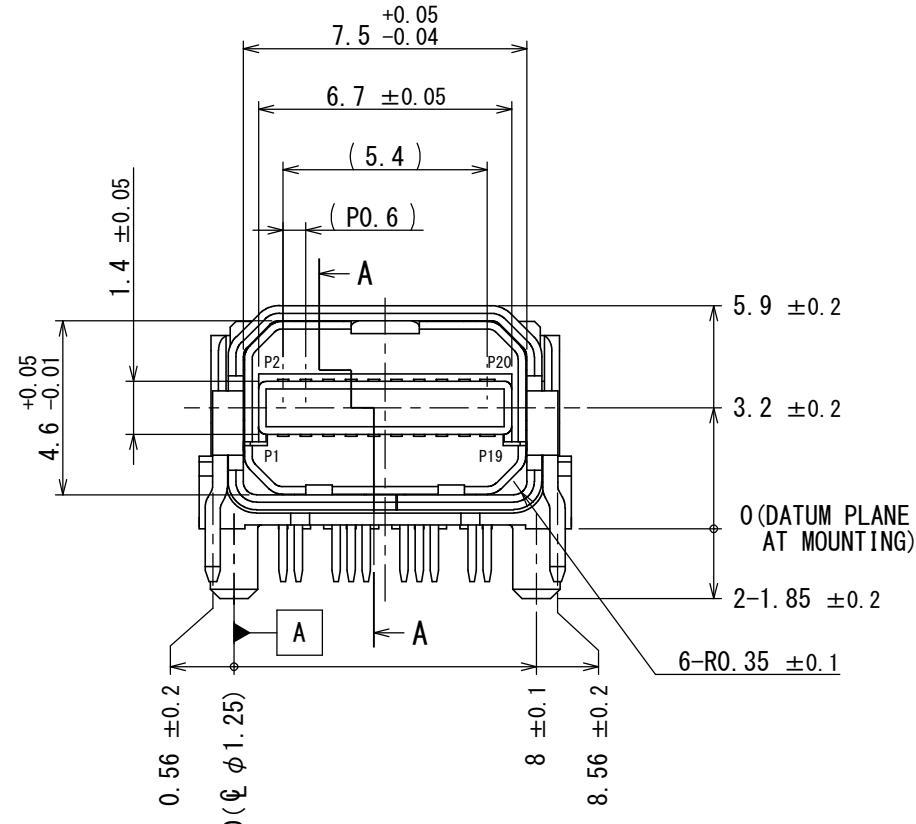


版数 VER.	年月日 DATE	CN NO.	変更内容 DESCRIPTION	製図 DR.	担当 CHK.	査閲 APPD.	承認 APPD.
2	22/FEB/2012	001889	REVISED FORM	—	M. KATAYANAGI	—	S. AIHARA
3	12/APR/2012	002403	REVISED NOTE, ADDED DIMENSION	—	M. KATAYANAGI	—	S. AIHARA
4	03/AUG/2012	003582	CORRECT AN ERROR	—	M. KATAYANAGI	—	S. AIHARA
5	14/FEB/2013	005373	REVISED DIMENSION	—	M. KATAYANAGI	—	S. AIHARA

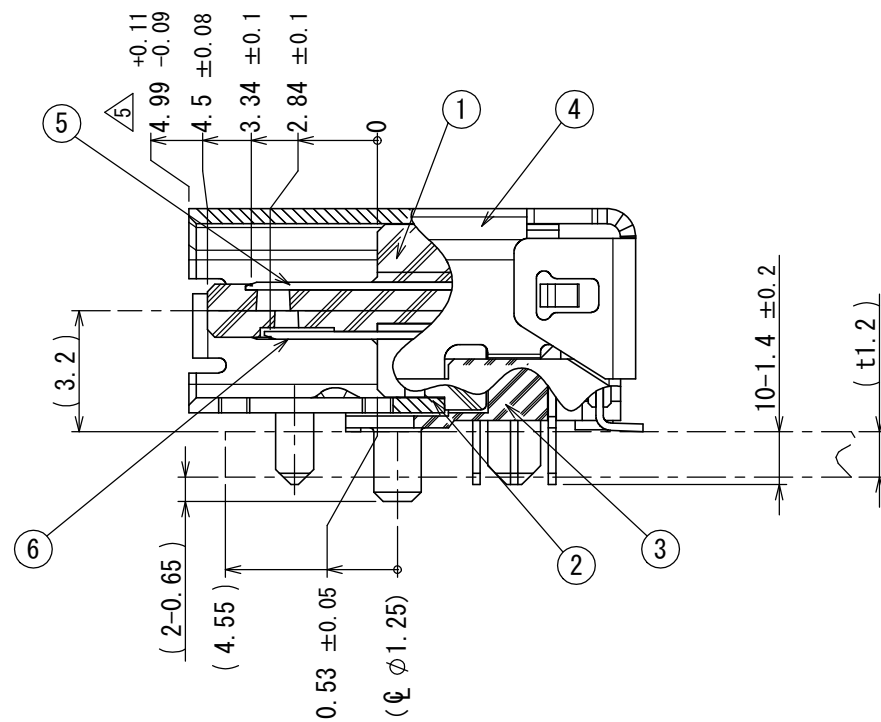


PERSPECTIVE VIEW
(SCALE 5:1)

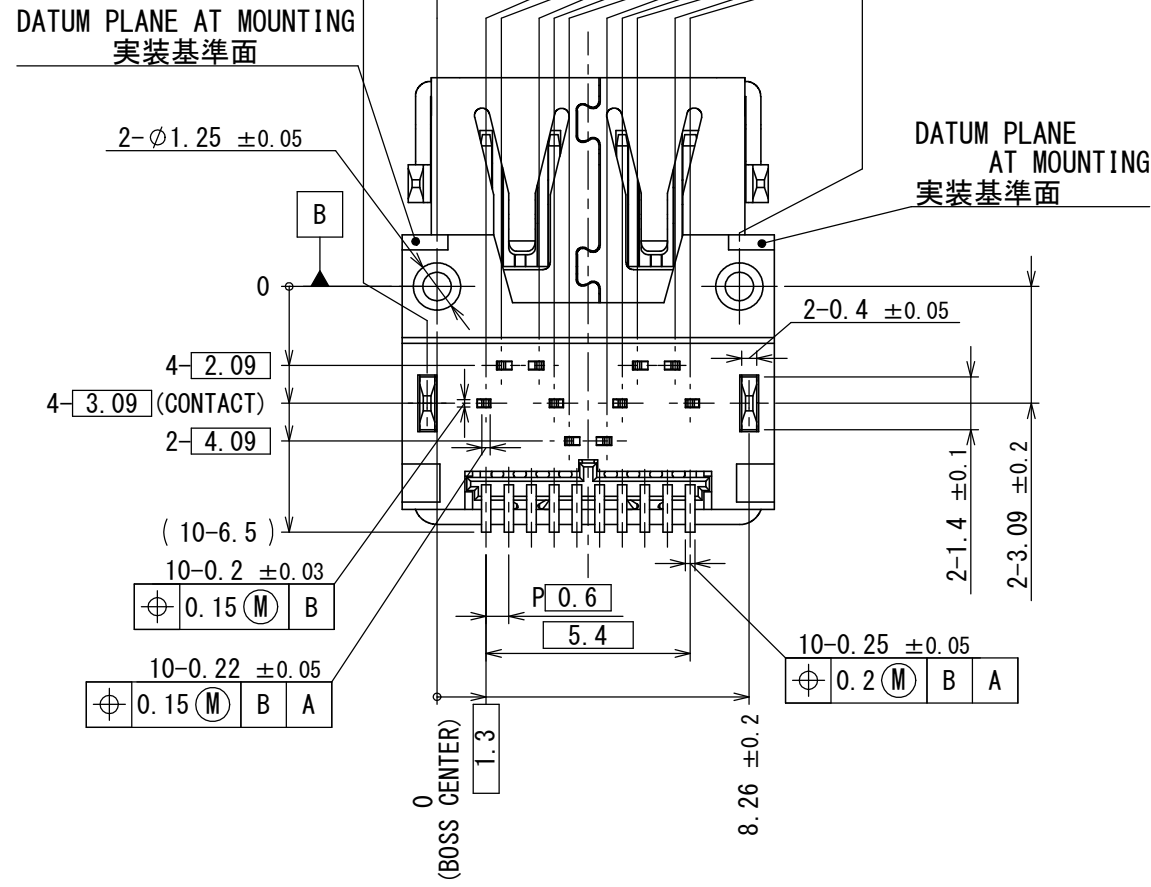


DIMENSION OF CONNECTOR INSULATOR ON SURFACE OF P.C.B
(PATTERN PROHIBITION AREA)
パターン配置禁止エリア

APPLICABLE P.C.B DIMENSION (REF.)
適合基板寸法 (参考)



SECTION A-A
(SCALE 5:1)



6	LOWER CONTACT	10	COPPER ALLOY	CONTACT AREA: GOLD OVER NICKEL TERMINAL AREA: MATTE TIN PLATING OVER NICKEL	CONTACT AREA: Au0.3 μm MIN. TERMINAL AREA: Sn1.5 μm MIN.
5	UPPER CONTACT	10	COPPER ALLOY	CONTACT AREA: GOLD OVER NICKEL TERMINAL AREA: MATTE TIN PLATING OVER NICKEL	CONTACT AREA: Au0.3 μm MIN. TERMINAL AREA: Sn1.5 μm MIN.
4	SHELL	1	STAINLESS STEEL	NICKEL PLATING	—
3	LOCATOR	1	LCP	—	COLOR: BLACK HALOGEN-FREE
2	LOWER INSULATOR	1	LCP	—	COLOR: BLACK HALOGEN-FREE
1	UPPER INSULATOR	1	LCP	—	COLOR: BLACK HALOGEN-FREE

符号 NO.	名称 DESCRIPTION	個数 QTY.	材料 MATERIAL	仕上 FINISH	備考 REMARKS
仕様書 (SPECIFICATION) JACS-30248		第1版 (ORIGINAL DATE) 28/OCT/2011		尺度 (SCALE) 5:1	シリーズ (SERIES) DP3
一般公差 (GENERAL TOLERANCE)		製図 DR.		名称 (TITLE) DP3R020RU32JQ	
寸法 (DIMENSION)		担当 CHK.		図面番号 (DRAWING NO.) SJ112289	
角度 (ANGLES)		査閲 APPD.		質量 (MASS)	
単位 (UNIT): mm		承認 APPD.		JAE CONNECTOR.COM	
				JAPAN AVIATION ELECTRONICS INDUSTRY, LTD.	
				版数 (VER.) 5	

WISDOM承認 2012/08/03

