

Connector Selection Guide





Pg. 3

Board-to-Board Connectors



Pg. 13

Industrial I/O Connectors (Circular)



Pg. 23

Card Connectors 2 (SIM, Micro SIM, Nano SIM)



Pg. 31

Transportation Connectors



Pg. 7

Board-to-FPC Connectors



Pg. 17

Industrial I/O Connectors (Optical)



Pg. 25

LED Lighting Connectors

Company Profile – Pg. 2

Contact Information – Pg. 39

Distribution Partners – Pg. 40



Pg. 9

Commercial I/O Connectors



Pg. 19

Board-to-Cable Connectors



Pg. 27

High-Power Connectors



Pg. 11

Industrial I/O Connectors (Rectangular)



Pg. 21

Card Connectors 1 (MicroSD, DIMM, PCIe, M.2, MXM 3.0)



Pg. 29

EV Charging Connectors



Technology to Inspire Innovation

In 1953, Japan Aviation Electronics Industry, Ltd. began with the ambition of becoming a leading manufacturer in the aviation and space industries in Japan. Since then, we were able to expand and also specialize in designing and manufacturing connectors and gyroscopes.

Always keeping our corporate philosophy ***“Explore, Create, and Practice”*** in mind, we were able to successfully establish 3 strong product lines:

- ▶ Connectors
- ▶ User Interface Solutions
- ▶ Aerospace









JAE strives to be the number one partner for global customers by staying innovative and creative in an industry where technology is continuously evolving and advancing.

The latest electronic equipment has revolutionized equipment mounting types through developments in digital technologies and addition of multifunction capabilities. Improved reliability, smaller size and greater compactness, lighter weight, as well as higher productivity and lower cost have all contributed to these developments, and a variety of connectors have been devised. We have been in the business of manufacturing and marketing connectors since 1955.

As an integrated connector manufacturer, we take pride in expertise accumulated through development of products conformed to MIL standard, primarily for aeronautics and space flight. We combine top notch technological skills with carefully monitored product quality to continue to develop connectors for multiple applications. Our products meet needs in a wide variety of fields including communications equipment, industrial machinery.

This catalog bring together a sampling of the best connectors to meet a variety of needs. Here you will find everything from connectors to meet a variety of needs. Here you will find everything from connectors for internal parts, printed circuit board, to interface connectors for linking devices. Besides the products you see here, we are also able to provide cable assembly processing and custom design. Look to JAE when choosing connectors.

Board-to-Board Connectors ^(1/2)

Series	WP55DK	WP56DK	WP66DK	WP26DK	WP27D	WP6C	WP10	WP16RS
Photo								
Pitch	0.3mm	0.3mm	0.35mm	0.35mm	0.35mm	0.4mm	0.4mm	0.35mm
Stacking Heights	0.5mm	0.6mm	0.6mm	0.6mm	0.7mm	0.8mm	0.7mm	0.6mm
Pin Count	6, 8, 10, 22 (+2 power pins)	26 (+2 power pins)	6, 8, 30 (+2 power pins)	10, 16, 24, 30, 34, 40, 48, 50, 60 (+2 power pins)	10, 24, 30, 34, 38, 40, 50, 60 (+2 power pins)	24, 30	2, 4 (+4 power pins +2 power H/D)	2 RF pins, 6 signal pins
High Power Contacts	2	2	2	2	2	N/A	4	N/A
Board Mount	SMT	SMT	SMT	SMT	SMT	SMT	SMT	SMT
Current Rating	0.3A Signal 3A Power	0.3A Signal 3A Power	0.3A Signal 3A Power	0.3A Signal 3A Power	0.3A Signal 3A Power	0.3A	0.4A Signal 5A Power 2A Power H/D (Power H/D is only for 12A products)	0.3A RF, 1.0A signal
Voltage Rating	50V AC/DC	50V AC/DC	50V AC/DC	50V AC/DC	50V AC/DC	50V AC/DC	50V AC/DC	50V AC/DC
Durability	30 cycles	30 cycles	30 cycles	30 cycles	30 cycles	30 cycles	30 cycles	30 cycles
Features	Smallest terminal pitch to save space. Lowest mated height for extremely compact devices. Hybrid power contact included.	Smallest terminal pitch to save space. Additional metal reinforcement for protection against misaligned mating. Hybrid power contacts included.	Ultra small width of 1.6mm. Additional metal reinforcement for ultimate protection against misaligned mating. Hybrid power contacts included.	Additional metal reinforcement for ultimate protection against misaligned mating. Hybrid power contacts included. Wide variety of pin counts available.	Hybrid connector with high power contacts as well as metal reinforcement in mating area to reduce risk of damage to insulator.	Shielded connector for improved grounding and EMI/EMC performance.	High power connector ideal for connecting batteries. 4 additional power pins supporting 5A each and 2 power H/D supporting 2A each.	Fully shielded connector with dedicated high performance RF contacts supporting 20GHz+.

WP55DK Series

Receptacle side: **WP55DK-S###VA1-R20000**
Plug side: **WP55DK-P###VA1-R20000**

Orderable in Reels of 20,000

WP26DK Series

Receptacle side: **WP26DK - S###VA3 - R15000**
Plug side: **WP26DK - P###VA3 - R15000**

Orderable in Reels of 15,000

WP10 Series

Receptacle side: **WP10-S###VA10/12-R15000**
Plug side: **WP10-P###VA10/12-R15000**

Orderable in Reels of 15,000

WP56DK Series

Receptacle side: **WP56DK-S###VA1-R15000**
Plug side: **WP56DK-P###VA1-R15000**

Orderable in Reels of 15,000

WP27D Series

Receptacle side: **WP27D - S###VA3 - R15000**
Plug side: **WP27D - P###VA3 - R15000**

Orderable in Reels of 15,000

WP16RS Series

Receptacle side: **WP16RS-S###VA1-R20000**
Plug side: **WP16RS-P###VA1-R20000**

**Fully shielded version*

Orderable in Reels of 20,000

WP66DK Series

Receptacle side: **WP66DK-S###VA1-R15000**
Plug side: **WP66DK-P###VA1-R15000**

Orderable in Reels of 15,000











WP6C Series

Receptacle side: **WP6C - S###VA1 - R6000**
Plug side: **WP6C - P###VA1 - R6000**

**Shielded version*

Orderable in Reels of 6,000

Board-to-Board Connectors (2/2)

Series	AC02	WR	MA01		AX03	IL-WX	KX14/15	KX24/25	TX24/25	TX24A/25A
Photo										
Pitch	0.5mm	0.5mm	0.635mm	0.635mm	0.635mm	0.80mm	0.8mm	0.8mm	1.27mm	1.27mm
Stacking Heights	2.5mm: 60 & 80 pos: 2.5mm & 3.0mm 50 & 100 pos	4.0, 4.5, 5.0, 5.5, 6.0, 6.5, 7.0, 8.0, 9.0mm	8, 10, 14, 16, 18, 20, 22, 24, 30mm	11.5, 13.5, 21.5mm	N/A	4-9mm	4.0, 5.0, 6.0, 7.0, 8.0, 9.0, 10.0, 11.0, 12.0mm	N/A	12-24mm (2mm increments)	N/A
Pin Count (Parallel)	50,60,80,100	20,30,40,50, 60,70,80, 100,120,160	30,40,60, 80,90,100, 120,140	30	50 (coplanar)	6,8,10,12,14, 16,18,20,24, 26,28,30,32, 34,36	20,30,40, 50,60, 70,80	80,100,120, 140,180 (coplanar)	30,40,50,60, 80,100,120	80 (coplanar)
Pin Count (Right Angle)	N/A	30,40,50, 60,70, 80,120	30,40,60, 80,90,100, 120, 140	N/A	N/A	6,8,10,12,14, 16,18,20,24, 26,28,30,32, 34,36	20,30,40,50, 60,70,80	80,100,120, 140,180	30,40,50,60, 80,100,120, 140	N/A
Board Mount	SMT	SMT	SMT	SMT	SMT	SMT	SMT	Thru-hole	Thru-hole	Thru-hole
Current Rating	0.3A	0.3A	0.5A	0.5A	0.5A	0.5A	0.5A	0.5A	1.0A	1.0A
Voltage Rating	200VAC 300VDC	200VAC 300VDC	50VAC	50VAC	50VAC	200VAC 300VDC	200VAC 300VDC	200VAC	250VAC	250VAC
Durability	50 cycles	500 cycles	100 Cycles	100 Cycles	100 Cycles	30 cycles	500 cycles	500 cycles	500 cycles	500 cycles
Features	Highly stable and reliable contact structure, proven over decades of use.	Large variety of options including 9 different vertical stack heights.	Compatible with PCIe Gen3 high-speed transmission. Floating feature for easy blind mating, and dual contact structure for high reliability. This connector is suitable for use in the automotive industry.	New variation of MA01 series with expanded floating tolerance from the conventional 0.5 mm to 0.8 mm in the X & Y directions.	Floating feature allowing for easy blind mating, and dual contact structure for high reliability.	Combination of socket receptacle (straight) and pin header (straight/right angle) enable vertical and parallel connections.	Mating guide and key to prevent mis-mating.	Robust mating guide. Click response when mated.	Ribbon type contacts ensure reliable electrical continuity.	Ribbon type contacts ensure reliable electrical continuity. Improved electrical characteristics from TX24/25 Series for high-speed transmission.

AC02 Series

Socket side: **AC02 - S### - WA# - R####**

Modification Code
WA1: 2.5mm (Stacking height)
WA2: 3.0mm (Stacking height)
Emboss Reel Packaging

Plug side: **AC02 - P### - WA1 - R####**

Modification Code
WA1: 2.5mm (Stacking height)
Emboss Reel Packaging

WR Series

Receptacle: **WR - ###S - VF - N1**

B: Positioning Boss
H05: +0.5mm
H30: +3.0mm

Straight Plug: **WR - ###P - VF - N1**

B: Positioning Boss
50: +1.0mm
60: +2.0mm

R/A Plug: **WR - ###P - HF - HD - A1E**

MA01 Series

MA01 F ### V A C B R###

Connector Type
F: Floating Type
Mounting Type
V: SMT, Straight
Emboss Reel Packaging
Modification Code
B: With Positioning Boss
J: 0.8mm Floating product
Connector Height
A: 6.3mm, B: 12.3mm
C: 18.3mm, D: 9.8mm
A: Plating of connection area is Au0.1 µm min.

MA01 R ### V A B B R###

Connector Type
R: Rigid Type
Mounting Type
V: SMT, Straight
H: SMT, Horizontal
Emboss Reel Packaging
Modification Code
B: With Positioning Boss
Connector Height
B: 6.6mm, D: 8.6mm
N: 16.6mm, Y: Vertical type
A: Plating of connection area is Au0.1 µm min.

AX03 Series

AX03 * 050 H A #1 R###

Series
Connector Type
F: Floating Type
R: Rigid Type (fixed type)
Number of Contacts
Mounting Type
H: Angle type, contact SMT
Emboss Reel Packaging
Modification Code
A: Plating of connection area is Au0.1 µm min.

IL-WX Series

Socket receptacle: **IL-WX - ##S - VF - B**

B: Positioning Boss
Hold Down

Straight Pin header: **IL-WX - ##P - VF - HD - S - B**

B: Positioning Boss
Hold Down
Modification Code

R/A Pin header: **IL-WX - ##P - HF - HD - S - B**

B: Positioning Boss
Hold Down
Modification Code

KX14/15 Series

Receptacle: **KX14 - ##K 2 DE**

Stack Height:
2, 5, 8mm

Straight Plug: **KX15 - ##K 3 DE**

Stack Height:
2, 3, 4mm

R/A Plug: **KX15 - ##K L DLE**

Right angle

R/A Plug: **KX15 - ##K L DNL**
(with Hexagonal Nut)

Right angle

KX24/25 Series

Receptacle: **KX24 - ###R - LT - H1**

Plug: **KX25 - ###P - LT - H1**

LT: Right-angle
6ST: Straight
H: Hook pin

TX24/25 Series

Receptacle: **TX24 - ###R - LT - H1E**

Plug: **TX25 - ###P - LT - H1E**

Stacking Height:
Receptacle:
6, 10, 12mm
Plug:
6, 8, 12mm
*Right-angle leave blank
H: Hook pin
N: No hook pin
LT: Right angle
ST: Straight






TX24A/25A Series

Receptacle: **TX24A - 80R - LT - H1E**

Plug: **TX25A - 80P - LT - H1E**

LT: Right-angle
H: Hook pin

Board-to-FPC Connectors

Series	FF08	FR02	FA10	FF03	FM8
Photo					
Pitch	0.2mm	0.2mm	0.5mm	0.5mm	0.5mm
Mounted Height	1mm	0.82mm	0.9mm	2mm	2.2mm
FPC/FFC Thickness	0.15 ± 0.02mm	0.2 ± 0.03mm	0.2 ± 0.03mm	0.3 ± 0.05mm	0.3mm ± 0.03mm
FPC Contact Orientation	Bottom	Top or bottom	Top or bottom	Bottom	Bottom
Pin Count	25,29,41,51,71,81	23,41,51,61	4,5,6,10	60,80,96	60
Current Rating	0.3A	0.25A	0.5A	0.5A	0.5A
Voltage Rating	50V	50V	50V	50V	50V
Features	Smallest pitch. Rotating actuator.	Lowest profile in class. Robust rear actuator. Compatible with top and bottom contact FPC.	Quick one-step insertion & removal. Requires no actuator operation. Compatible with top and bottom contact FPC.	Highest pin count.	Compatible with high speed signal transmission. Guides hold the FFC in place to prevent misalignment.

FF08 Series

Reel: **FF08##SA1-R3000**

FF03 Series

Loose pcs: **FF03##SA1**

Reel: **FF03##SA1 - R2000**

FR02 Series

Reel: **FR02C0##JA1-R5000**









FM8 Series

Reel: **FM8S###HA2R4000**

FA10 Series

Reel: **FA10##SA1-R8000**

Commercial I/O Connectors

Series	DC2	DC3	DD1	DD2	DX07	DX07 Cable	DC1	DC04
Photo								
Pitch	0.4mm	0.4mm	0.5mm	0.5mm	0.5mm	0.5mm	1.0mm	1.0mm
Interface Type	Cable I/O	Cable I/O	Cable I/O R/A Dock 75° Vert Dock	Cable I/O R/A Dock Vert Dock	Cable I/O Vert Dock	Cable I/O (C-C, C-A)	Cable I/O	Cable I/O
Pin Count (Parallel)	19	19	30	40	16, 22, 24	24	19	19
Signal Standard	HDMI	HDMI	USB 2.0	USB 2.0	USB Type-C® USB 3.2, USB4 Thunderbolt™ 4*	USB 3.2 Gen 2	HDMI 2.0	HDMI 2.1
Current Rating	0.5A	0.3A	Signal: 0.5A Power: 1.0A	Signal: 0.5A Power: 1.0A	Vbus / GND: 5A Vconn: 1.25A Signal: 0.25A	USB 3.2 Gen2: 5A USB 3.2 Gen1: 3A	0.5A	0.5A
Voltage Rating	40VAC	40VAC	30VAC	30VAC	48VAC	20VAC	40VAC	40VAC
Durability	5,000 cycles	5,000 cycles	10,000 cycles	10,000 cycles	10,000 cycles	10,000 cycles	10,000 cycles	10,000 cycles
Operating Temp	-20 ~ +85 °C	-20 ~ +85 °C	-25 ~ +75 °C	-25 ~ +75 °C	-40 ~ +85 °C	PVC: +10 ~ +40 °C TPE: -20 ~ +50 °C	-20 ~ +85 °C	-20 ~ +85 °C
Locking	Friction	Friction	Latch	Latch	Friction	Friction	Friction	Friction
Features	Mini HDMI Type-C compatible. Requires HDMI adopter status.	Micro HDMI Type-D compatible. Requires HDMI adopter status.	Docking connector to combine various high-speed signals in a single connector.	Robust and compact design. Compatible with high speed signaling.	Reversible plug for easier insertion. Multiple receptacle mounting options available.	Reversible plug for easier insertion. Compatible with USB Power Delivery 3.0 and USB 3.2 Gen2	HDMI Type A compatible. Requires HDMI adopter status.	HDMI Type A Category 3 compatible. Requires HDMI adopter status.

*Select part numbers only. Contact us for more information.

DC2 SeriesReceptacle: **DC2R019JA4**

Hold Down Type Modification
J: T/H, H: SMT code

Cable Harness: **DC1DC2ST2150B**

Restricted to HDMI Adapters
Contact JAE for additional options

DC3 SeriesReceptacle: **DC3RX19JA2**

Top Mount

Modification Code

Hold Down Type
X, J: T/H
O, H: SMT

Restricted to HDMI Adapters
Contact JAE for additional options

DD1 SeriesReceptacle: **DD1R030HA1**

Standard mount

DD1R030JA7

Reverse mount

Docking Plug: **DD1B030VA1**

Vertical

DD1B030HA1

Right angle

Cable Plug: **DD1P030MA1****DD2 Series**Receptacle: **DD2R040HP2**Docking Plug: **DD2B040VP4**

Vertical

DD2B040HA2

Right angle

Cable Plug: **DD2P040MA1****DX07 Series**Receptacle: **DX07B024J J 1**

Board Mount Type

B: Mid-mount

S: On-board

W: Waterproof

Modification Code

Contact Area Plating

J: Au over Pd-Ni over Ni

A: Au over Ni

J: Horizontal SMT

X: Horizontal Hybrid

W: Vertical dock

Plug: **DX07P024A J 5**

Board Mount Type

P: Plug type

V: Vertical dock

Modification Code

Contact Area Plating

J: Au over Pd-Ni over Ni

A: Au over Ni

A: Slim

M: Standard

F: Short

Cable Harness: **DX07 5 18 S ** N *******

Series

Modification Code

5: Plug

C: Drawn shell Plug

Cable Spec (1)

18: USB3.1 C to C

19: USB3.1 C to A

50: USB3.1 C to C

w/ Screw lock

Cable Overmold/Jacket

S: Black (PVC)

B: Black (TPE)

Modification
Code

Cable Spec (2)

K: Gen1 3A

L: Gen 2 3A

N: Gen2 5A

Cable Length

10: 1 meter

20: 2 meter

DC1 SeriesReceptacle: **DC1RS19JA7**Cable Harness: **DC1P019ST30200B**










Restricted to HDMI Adapters
Contact JAE for additional options

DC04 SeriesReceptacle: **DC04S019JA1**

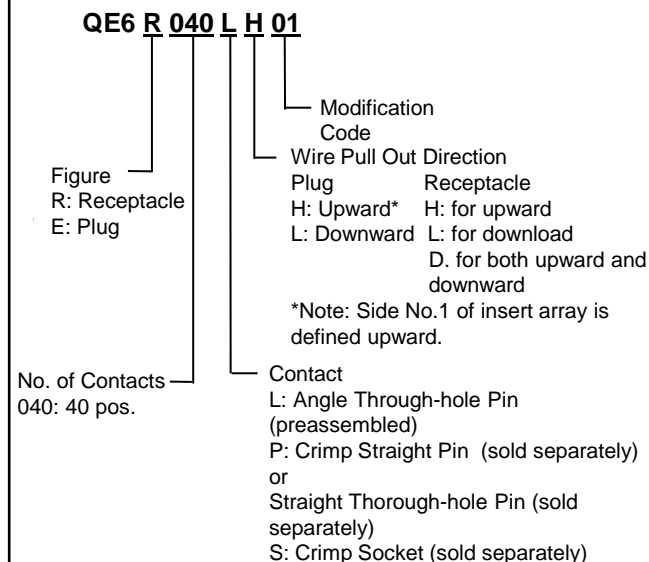
Modification Code

Restricted to HDMI Adapters
Contact JAE for additional options

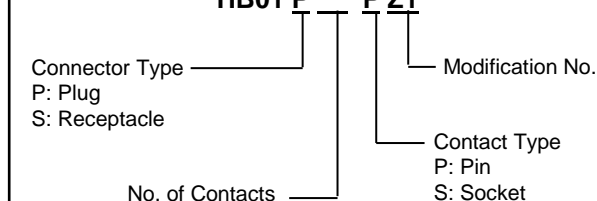
Industrial I/O Connectors [Rectangular]

Series	QE6	DF02	DZ02	HB01	HB01(O/D)	HB03	KN01	KN02	KN06
Photo									
Pitch	3.8mm	1.27mm	1.27mm	N/A	N/A	N/A	N/A	N/A	N/A
I/O	Cable I/O	Cable I/O	Cable I/O	Cable I/O	Cable I/O	Cable I/O	Cable I/O	Cable I/O	Cable I/O
Pin Count	40	14, 20, 26, 36, 50	8 (2 row x 4pos)	6 (4 power, 2 signal)	12,16	2, 4, 8	12, 18, 50/ insulator block 6 x insulator blocks /unit	12, 16, 16 with shield, 30 insulator block 3 x insulator blocks /unit	4, 12, 18, 18 with shielding, 42, 50 / 6 x insulator blocks /unit
Current Rating	5A	0.5A	0.5A	Power: 18 AWG: 9A 16 AWG: 11A 14 AWG: 13A Signal: 24 AWG: 2A 22 AWG: 3A 20 AWG: 4A	1A	28 ~ 30 AWG : 1A 24 ~ 26 AWG : 2A 22 AWG : 3A	4 pos block: 30A 12 pos block: 23A 18 pos block: 3A 42 pos block: 2A 50 pos block: 3A	4 pos block: 4A 6 pos block: 2A 8 pos block: 13A 16 pos block: 2A & 4A 24 pos block: 2A	4 pos block: 30A 12 pos block: 23A 18 pos block: 3A 42 pos block: 2A 50 pos block: 3A
Voltage Rating	AC 1500 Vrms for 1 minute (Dielectric withstanding voltage)	250VAC	30VAC	250VAC	50VAC	250VAC	4, 12 pos ins blocks: 500VAC 18, 42, 50 pos ins blocks: 24VDC	4, 6, 16 pos ins blocks: 24VDC 8, 24 pos ins blocks: 250VAC	4, 12 pos ins blocks: 500VAC 18, 42, 50 pos ins blocks: 24VDC
Durability	500 cycles	500 cycles	Plug: 1,500 Short-circuit Plug: 1,000	30 cycles	50 cycles	100 cycles	100 cycles	30 cycles	30 cycles
Operating Temp	-55 ~ +85 °C	-20 ~ +80 °C	-40 ~ +85 °C	-25 ~ +85 °C	-40 ~ +85 °C	-25 ~ +105 °C	-20 ~ +105 °C	-10 ~ +85 °C	-20 ~ +105 °C
Termination	Crimp/Solder	IDC/Solder	Solder (SMT)	Crimp	Crimp	Crimp	Crimp	Crimp	Crimp
Locking	Lever Lock	One-touch, screw	Tab Lock	Tab Lock	Tab Lock	Tab Lock	Rack & Pinion Lever	Tab Lock	Rack & Pinion Lever
Features	Two types of connections – wire crimp and board through-hole types. Compatible with 3U4HP size cards for 19-inch sub-rack.	Half-pitch (1.27mm) interface compatible. Ni-plated plastic hood for lighter weight with EMI shielding.	IEC61076-3-122 (TYPE-I) compliant safety connector for Industrial applications. Single and tow end plug harness and short-circuit plug options.	Hybrid structure enables both power and signal. Terminals compatible with AWG#14-24. Mechanical lock for secure mating. IP67 rated.	Individual cable waterproof construction, eliminating the need for potting. IP67 rated.	Miniature cable relay connector for compact servo motors. Simple, one-touch latch locking. Compact and Light-weight for ease of use in tight spaces.	Low force locking lever. Modular insulator structure for custom power and signal combination requirements, with EMI shielding option.	All-plastic outer shell, light-weight. EMI shielding with a metal plating applied to outer shell and internally shield components.	Capable of housing up to 6 modular insulator blocks for various combinations and multi-pole, single-engagement operation, lever engagement.

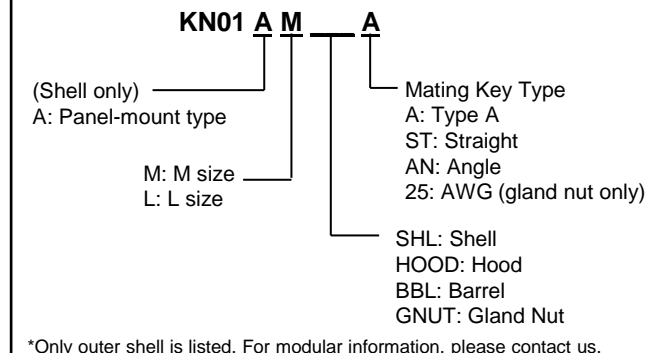
QE6 Series



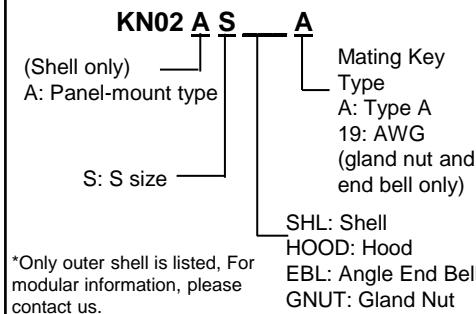
HB01 Series



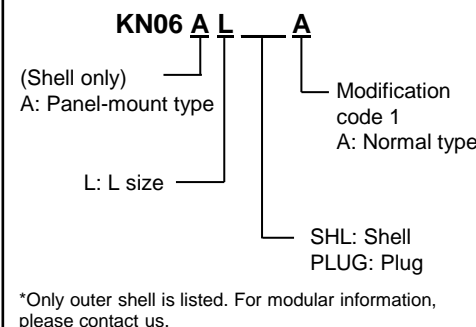
KN01 Series



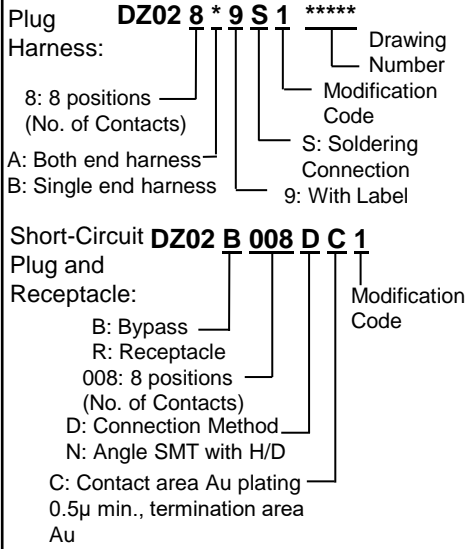
KN02 Series



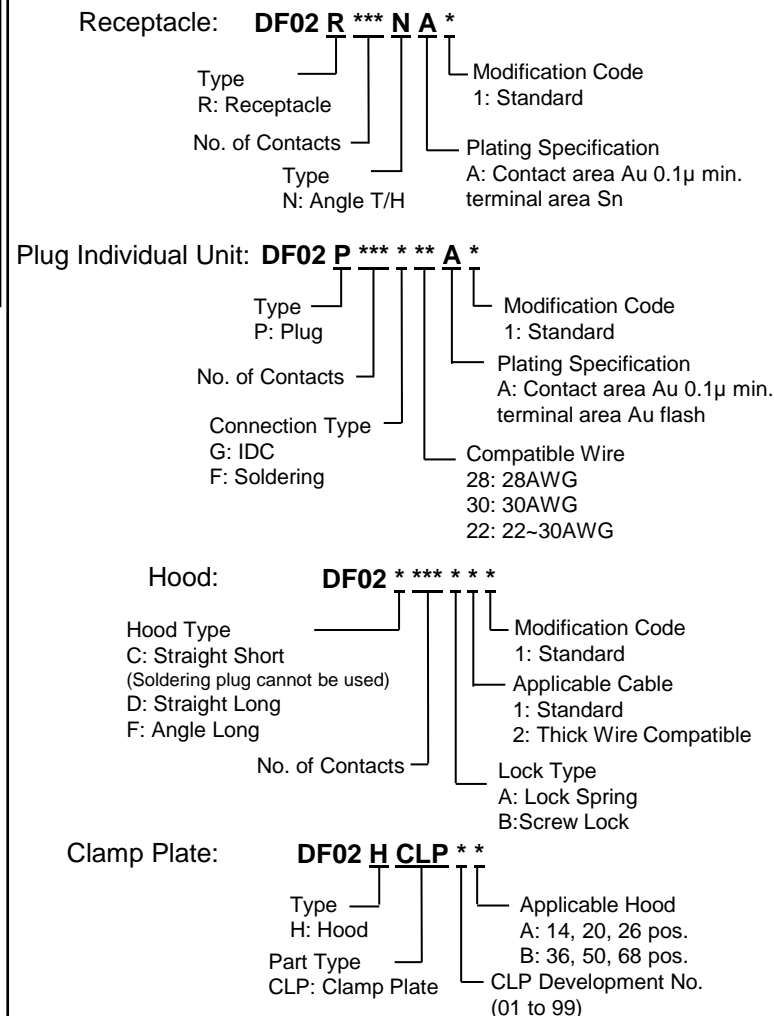
KN06 Series



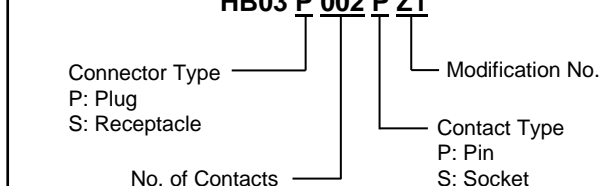
DZ02 Series












DF02 Series



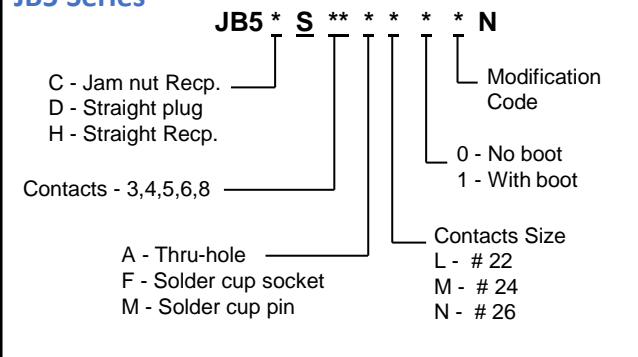
HB03 Series



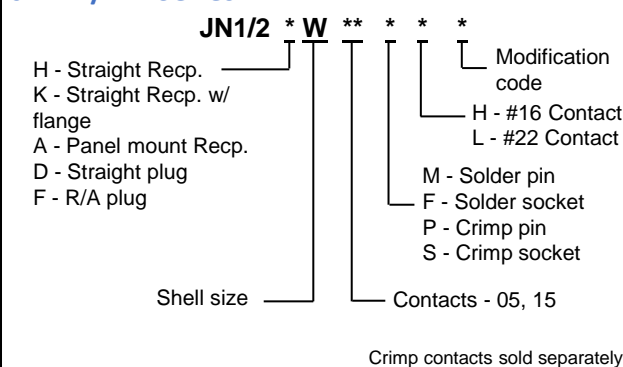
Industrial I/O Connectors [Circular] (1/2)

Series	JB5	JB10	JN1 / JN2	JN1W / JN2W	JN1V / JN2V	JN6	JN13	JN14	SRCN
Photo									
Plug Shell Diameter	ø11.0mm	ø33.5mm	JN1: ø19.0mm, JN2: ø 20.0mm	ø26.2mm	JN1: ø19.0mm, JN2: ø 20.0mm	2pos.: 21 × 12.5 4pos.: 24.5 × 18 7pos.: 21 × 12.5	6pos.: 31.8 × 20.2 9pos.: 23.5 × 16	2pos.: 19 × 17 4pos.: 22.1 × 17.6 9pos.: 22.1 × 17.6	ø21.2-33.2mm
Pin Count	3,4,5,6,8	26	4,10	5,15	10	2, 4, 7	6(2 + 4), 9	2, 4, 9	3,5,7,10,16,24
Shell Material	Metal	Plastic	JN1: Plastic JN2: Metal and Plastic	JN1W: Plastic JN2W: Metal and Plastic	JN1V: Plastic JN2V: Metal and Plastic	Plastic	Plastic	Plastic	Metal
Mated Condition	IP68	IP67 (mated)	IP67	IP67	IP67	IP67 (mated)	IP67 (mated)	IP67 (mated)	N/A
Current Rating	2 ~ 3A	1A	3 ~ 5A	3 ~ 13A	3A	2pos.: 1A 4pos.: 7A 7pos.: 1A	2pos.: 1.2A 4pos.: 7.4A 9pos.: 1A	2pos.: 1A 4pos.: 7A 9pos.: 1A	5 ~ 10A
Voltage Rating	200VAC ~ 320VAC	100VAC	200VAC	200VAC ~ 400VAC	230VAC	2pos.: 100VAC 4pos.: 200VAC 7pos.: 100VAC	2pos./6 : 30VDC 4pos./6 : 230VAC(TÜV) 400VAC(UL) 9pos.: 100VAC	2pos.: 100VAC 4pos.: 240VAC 9pos.: 100VAC	250VAC
Durability	5,000 cycles	500 cycles	500 cycles	500 cycles	500 cycles	100 cycles	100 cycles	50 cycles	500 cycles
Locking	Push-pull	One-touch (push-and-twist)	Push on, twist off	Push on, twist off	Push on, twist off	Screw	Screw	Screw	Threaded
Operating Temp	-55 ~ +85 °C	-20 ~ +125 °C	-20 ~ +125 °C	-20 ~ +125 °C	-20 ~ +125 °C	-40 ~ +125 °C	-40 ~ +125 °C	-40 ~ +125 °C	-25 ~ +85 °C
Wire Size	AWG #22-28	AWG #20-28	AWG #20-28	AWG #14-28	AWG #20-28	2,7pos.: AWG #22-28 4pos.: AWG #18-20	6pos.: AWG #18-22 9pos.: AWG #22-28	2,9pos.: AWG #22-28 4pos.: AWG #18-22	AWG #16-20
Termination	Solder	Crimp	Crimp / Solder	Crimp / Solder	Crimp	Crimp	Crimp	Crimp	Solder
Features	Small size, Unmated waterproof.	Internal EMI shielding. One-touch, push-and-twist for easy locking and unmating.	One-touch locking mechanism. JN2 shell is 3x stronger.	One-touch locking mechanism. JN2 shell is 3x stronger.	Increased socket contact points to withstand 25G vibration. Mates with conventional JN1/JN2 receptacle. One-touch locking.	Plastic, waterproof connector ideal for small servo motors. Mating secured by screws. 4pin receptacle is mold-in; 2pin/7pin receptacles are press-fit.	The 6-position connector combines power and brake with reinforced insulation. TÜV & UL Certified.	Screw grounded 4pin receptacle. Spring lock 2pin/9pin receptacles. Plastic, waterproof. Ideal for small servo motors.	JIS C 5432 compliant UL recognized, 5 insert guide keys.

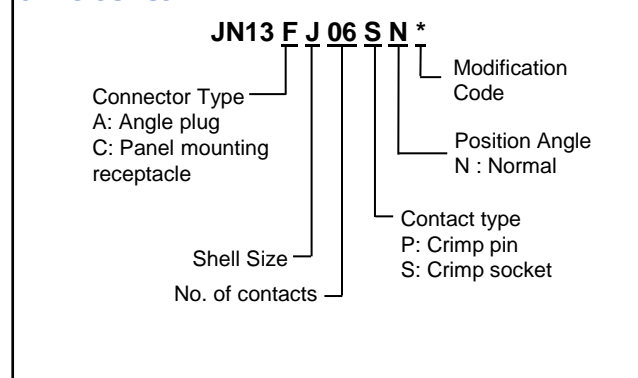
JB5 Series



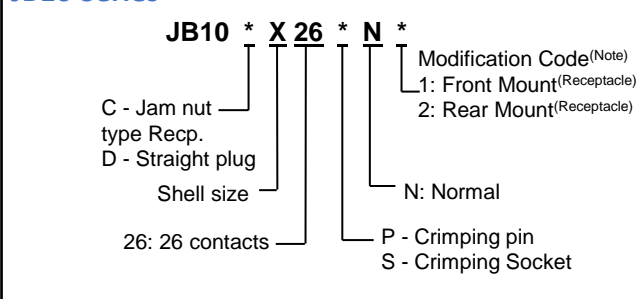
JN1W/2W Series



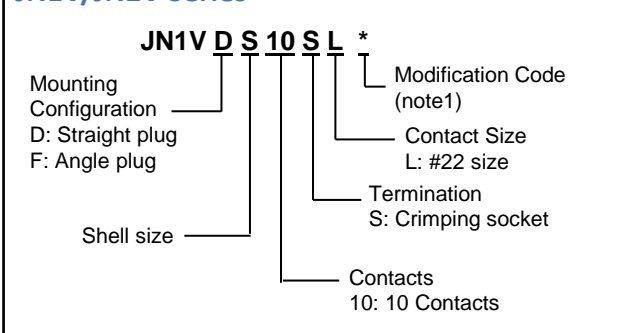
JN13 Series



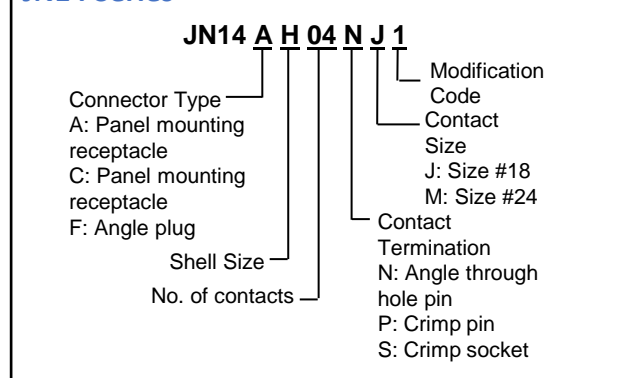
JB10 Series



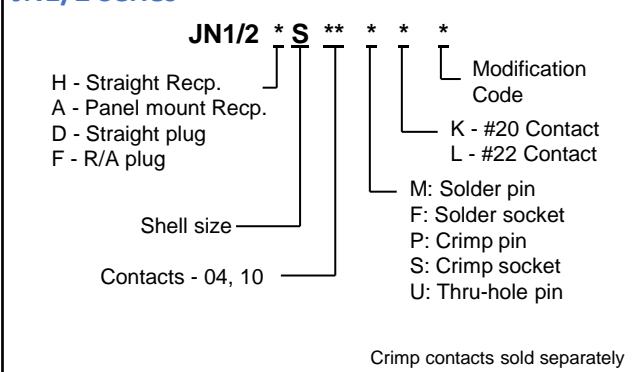
JN1V/JN2V Series



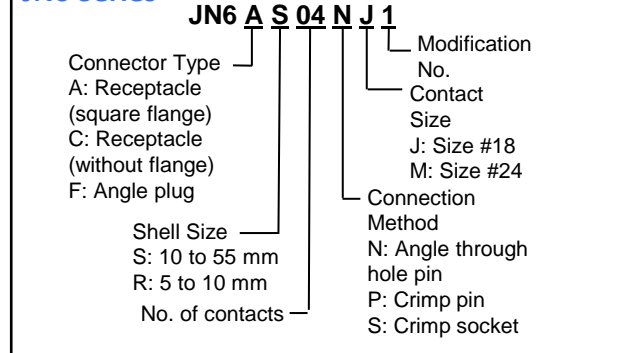
JN14 Series



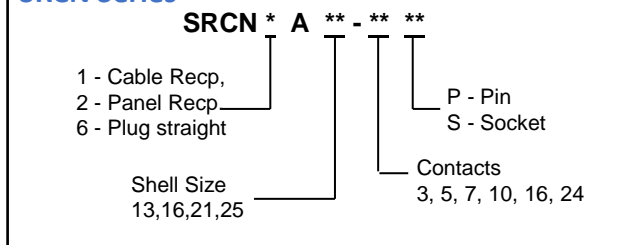
JN1/2 Series



JN6 Series



SRCN Series



Industrial I/O Connectors [Circular] (2/2)

Series	JL02	JL04V	JL05	JL10	JL10/W	JK06	JK06 Ethernet	N/MS
Photo								
Plug Shell Diameter	ø34.1-62.7mm	ø22-56.3mm	ø35.9-51.7mm	ø35.9-58.6mm	Ø42.2mm	ø36.5-66.3	ø59.8	ø22.2-81.8mm
Pin Count	10,17,19,24, 37,48,54	3,4,6,7,8,9,18,20,22	4,5,7,8,9,10,17,19, 24,30,36,37, 52,73	4,6,9,17,19, 22,37	3,4	3,4,6,7,10,19,37,48	20 (for Cat.5) 4E (for Cat.6A)	1~11,14,16,17,19, 22,24,26,35,37,48, 54
Shell Material	Metal	Metal	Metal	Metal	Metal	Metal	Metal	Metal
Mated Condition	N/A	IP67	IP67	IP67	IP67	IP67	IP67	N/A
Current Rating	1.5 ~ 13A	13 ~ 80A	2 ~ 46A	13 ~ 80A	46A	13 ~ 367.9A	20pos: 13A 4pos: 3A (per inner contact)	13 ~ 150A
Voltage Rating	200VAC ~ 500VAC	100VAC ~ 500VAC	200VAC ~ 900VAC	100VAC ~ 500VAC	100VAC ~ 500VAC	220VAC	20pos: 220VAC 4pos: 110VAC	200VAC ~ 3,000VAC
Durability	500 cycles	500 cycles	500 cycles	500 cycles	500 cycles	500 cycles	500 cycles	500 cycles
Locking	Threaded	Threaded	Bayonet	Bayonet and Threaded	Bayonet	Bayonet	Bayonet	Threaded
Operating Temp	-55 ~ +85 °C	-55 ~ +125 °C	-55 ~ +125 °C	-55 ~ +125 °C	-55 ~ +125 °C	-40 ~ +100 °C	-40 ~ +100 °C	-55 ~ +125 °C
Wire Size	AWG #14-28	AWG #4-18	AWG #8-26	AWG #4, 8-18	AWG #8-10	AWG #14-16	AWG #12-24	AWG #1-16
Termination	Crimp	Solder	Crimp / Solder	Solder	Crimp / Solder	Crimp	Crimp	Solder
Features	Compatible with MIL-DTL-5015 standard.	TÜV approved UL recognized Compatible w/ MIL-DTL-5015	JIS B 9960-1 compatible.	TUV and UL approved. Compatible w/ MIL-DTL-5015.	Outdoor Environment water and dust-proof connector	Panel-to-cable connector, VG95234 design. Compatible w/ MIL-DTL-5015.	Cat.5 and Cat.6A compliant Ethernet data transmission connector. VG95234 design, compatible with MIL-DTL-5015 standard	UL approved. Compatible with MIL-TL-5015 standard.

JL02 Series

JL02 - ** ** - ** * - F0 - R

Connector Type
1B: Straight Recp.
2A: Panel mount Recp.
6B: Straight plug
8B: Right angle plug

Shell size

Contact arrangement

Crimp contacts

P - Pin
S - Socket

JL04V Series

JL04V - * A - ** - * E - B - ** - R

2 - Recp.
6 - Plug
8 - Plug, R/A

E - Waterproof
A - Waterproof only when mated

Shell Size

Contact arrangement

EB - w/ end bell

E - Earth contact

P - Pin
S - Socket

JL05 Series

JL05 ** - 24 - 10 PC * ** - R

6A: Straight plug
2A: Panel mount Recp.
2L: Waterproof unmated Recp.

Shell Size

Contact Arrangement

P - Solder pin, S - Solder socket
PC - Crimp pin, SC - Crimp socket

Blank: with contacts
F0: without contacts

Alternate insert position

JL10 Series

JL10 - * E ** - ** P E - **

Connector Type
2: Recp.
6: Straight plug
8: Angle plug

E: Waterproof
A: Waterproof only when mated

Shell Size

EB - w/ end bell

E: Earth contact

P: Pin
S: Socket

Contact arrangement

JL10/W Series

JL10 /W - * A ** - ** P E - **

W: Weather resistance Type

Connector Type
2: Recp.
6: Straight plug

E: Waterproof
A: Waterproof only when mated

Shell Size

EB: With end bell
B: With solder- cup on earth contact

E: Earth contact

P: Pin
S: Socket
SC: Socket (Crimp)

Insert arrangement

JK06 Series

JK06 * * * * *

Connector Type
A - Panel mount Recp.
K - In-line Recp.
D - Straight plug (with Endbell)

Shell Size
F - Size 18
H - Size 22
K - Size 28
M - Size 36

Modification Code

Angle of Insertion
N, W, X, Y, Z

P: Pin
S: Socket

No. of Contacts
3, 4, 6, 7, 10, 19, 37, 48

JK06 Ethernet Series

JK06 A L 20 P N * - FO

Connector Type
A: Panel mount Recp.
K: In-line Recp. (Conduit Compatible)
D: Straight plug (Conduit Compatible)

Shell Size
L - Size 32

20: 20 positions (for Cat. 5)
4E: 4 positions for Ethernet (for Cat. 6A)

P: Pin Contact
S: Socket Contact

FO: Without Contact

Modification Code (Note 1)

Angle of Insertion (Note 2) N, W, X

N/MS Series

N/MS 310* * ** - * *

Connector Type
0: Straight Recp.
2: Panel mount Recp.
6: Straight plug
8: R/A plug

A: Integrated Shell
B: Separate Shell

Shell Size

Contact arrangement

P: Pin Contact
S: Socket Contact

Alternate insert position

Industrial I/O Connectors [Optical]

Series	FO-BD2	FO-BD6	FO-BD7
Photo			
Shell Material	Zinc alloy / chromium plating	Weather Resistant Plastic	Zinc alloy / Cr plating over Ni over Cu
Mated Condition	IP67	IP67	IP67
Corrosion Resistance	720 hours of salt spray	1000 hours of salt spray	1000 hours of salt spray
Durability	500 cycles	500 cycles	Mating area: 50 cycles LC Connector area: 100 cycles
Locking	Threaded	Push-pull lock	Push-slide lock
Operating Temp	-40 ~ +85 °C	-40 ~ +85 °C	-40 ~ +85 °C (Depends on harness)
Wire Size	ø7.0mm, ø5.86mm ~ ø7.2mm, ø8.5mm ~ ø10.0mm	ø5.0mm	ø5.0mm
Features	Possible to connect directly to on-board SFP transceivers, modular jacks and others. Assembly of Plug Harnesses can be completed on site as plug can be built-in to existing harnesses. Compatible with TE manufactured FullAXS..	One-touch mating achieved with a three-axis floating structure. Compact and lightweight with plastic connector body. Space-saving compact design.	Thermal countermeasure by installing an optical module within the plug Connector, IP67 rated water / dust ingress protection



FO-BD2 Series

Receptacle : **FO-BD2-R**

Plug : **FO-BD2-P (ø7.0mm)**
FO-BD2-P-V2 (ø5.86mm ~ ø7.2mm)
FO-BD2-P-V4 (ø8.5mm ~ ø10.0mm)

Waterproof Cap without wire rope :
FO-BD2-RCAP

Waterproof Cap with wire rope :
FO-BD2-RCAP/WR

FO-BD6 Series

Jam Nut Mounted Type Receptacle :
FO-BD6-R-B-F

4-point Screw Type Receptacle :
FO-BD6-R-S

Plug : **FO-BD6-P-S**

Waterproof Cap : **FO-BD6-R-DC**

FO-BD7 Series







Receptacle : **FO-BD7-R**

Plug : **Available as harnessed product only. Please contact us for details**

Cage : **FO-BD7-C**

Waterproof Cap : **FO-BD7-R-DC**

Board-to-Cable Connectors

Series	FI-J	FI-JW	IL-G	IL	LY	HD	FI-R	FI-X	FI	
Photo										
Pitch	0.4mm	0.3mm	2.5mm	2.5mm	2.0mm	0.5mm	0.5mm	1.0mm	1.25mm	1.25mm
Discrete Wire AWG	N/A	N/A	#22-28	#22-28	#22 to #30	#32,34,36	#30,32,36	#30,32,36	#28,30,32	#28,30,32
Coax Wire AWG	#42,44	#42,44	N/A	N/A	N/A	#36-44	#40	#32,40	N/A	N/A
FPC/FFC	N/A	N/A	N/A	N/A	N/A	N/A	JF08 Assembly	0.14±0.03mm	0.14±0.03mm	N/A
Pin Count	40	34	2 to 15	2 to 10, 12	4 to 44 (Even numbers)	30,40	21,31,41,51	30	2-6,8,10,15,20, 25,30	5,7,9,11,13,15,17,19,21, 31,41
Mated Height	1.58mm	1.65mm	6.0mm	7.73mm	5.3mm	1.0mm	3.8mm	1.6-2.35mm	1.8mm	3.7mm
Locking	Friction	Friction	Friction	Friction	Latches	Friction/Pull Bar	Latches	Latches	Latches	Latches
Durability	30 cycles	30 cycles	100 cycles	100 cycles	Tin: 50 Gold: 500	30 cycles	50 cycles	50 cycles	50 cycles	50 cycles
Current Rating	0.3A	0.25A	3A	3A	3A	0.1A to 1.0A	0.8A	1.0A	1.0A	1.0A
Voltage Rating	50V	50V	500V	AC 300 Vrms	250V	100V	200V	200V	200V	200V
Features	Thin wire coaxial connector for small portable devices.	Vertical mating. Small footprint.	Friction locking mechanism, allowing lower height and higher density mounting.	Crimp type cable-side easy to terminate.	Dual row, crimp, high-density, low-profile.	Compatible with VESA standard for LED backlit panels. <small>LICENSED BY DAH-ICHI SEIKO CO., LTD. (I-PEX)</small>	VESA standard for LCD interface of HD TV. Vertical mount available.	VESA standard for 1.0mm pitch LVDS interface.	Single row for low profile. Standard interface for LCD. (20 pin)	Dual row for smaller footprint.

FI-J SeriesReceptacle: **FI - J40S - VF15N-R3000**

Orderable in reels

Cable Plug: **FI - J40C5 - T3000**

Only orderable in trays

Plug Shell: **FI - J40C2 - SH - D - 10000**

Only orderable in reels

FI-JW SeriesReceptacle: **FI - JW##S - VF16**

Orderable in reels

Cable Plug: **FI - JW##C - R3000**

Only orderable in reels

Plug Shell: **FI - JW##C - SH 1 - 9000**

Only orderable in reels

Ground Bar: **FI - JW##C - BGB - S - 6000**Cover: **FI - JW##C - CGB - S - 9000**

Only orderable in reels

IL-G SeriesReceptacle: **IL - G - ##S - S3C2 - SA**Cable Plug: **IL - G - ##P - S3T2 - SA - # - 1**Crimp Contacts: **IL - G - C2 - SC - 10000**Hand Crimp Tools: **CT150-2C-ILG** (AWG #24 to #22)**CT150-2B-ILG** (AWG #26 to #24)**CT150-2-ILG** (AWG #28 to #26)**IL Series**Receptacle: **IL - ##S - S3L - (N)**Cable Plug: **IL - ##P - S3** **2**EN: Straight
FP: Right angle
UX: Bottom-entryCrimp Contacts: **IL-C2-1-10000**Hand Crimp Tools: **CT150-2-IL** (AWG #22 to #28)**CT150-2B-IL** (AWG #24 to #26)**CT150-2C-IL** (AWG #20)Semi-Auto: **3502-IL-2B****LY Series**Receptacle: **LY10 - DC - ##**Cable Plug: **LY20 - ##P - D** **1P#**T: Straight
LT: Right
angleCrimp Contacts: **LY10-C1-A1-10000****LY10-C2-*-10000**Hand Crimp Tools: **CT150-4-LY1** (AWG #22 to #26)**CT150-4-LY2** (AWG #26 to #30)Semi-Auto: **CT350-2****HD1 Series**Receptacle: **HD1S040HA1R6000**Cable Plug: **HD1P040MA1R6000**Cover Shell: **HD1P040-CSH1-10000**1: Discrete wire
2: Coax wirePull Bar: **HD1P040-PB1****HD2 Series**Receptacle: **HD2S030HA1R6000**

Modification Code

*Licensed by I-PEX, Co., Ltd.

Orderable in reels

FI-X SeriesReceptacle: **FI - X** **30S** **L** **- HF** **_**

B: Mid mount

S: Stronger shell

Modification Code

R: Reverse

Cable Plug: **FI - X30H**

H: Discrete wire crimp

C: Coax wire

MA1: FPC/FFC

L: Locking latches

Crimp Contacts: **FI-XC3B-1-15000**Hand Crimp Tool: **CT150-4C-FIX**Semi-Auto: **3502-FI-2B****FI-R Series**Receptacle: **FI - R** **## S** **- HF**

E: EMI shell

H: Horizontal
V: VerticalCable Plug: **FI - R** **## H**

E: EMI shell

L: Locking Latches

H: Discrete wire crimp
C: Fine-wire coaxialCover Shell: **FI - RE ## CL - SH2 - 3000**









Only for coax cable plug

FFC Harness: **JF08R0R0##0##UA**Pin Count
41, 51Cable length
in cmCrimp Contacts: **FI-RC3-1A-1E-15000** (upper)**FI-RC3-1B-1E-15000** (lower)Hand Crimp Tool: **CT150-4C-FIR**Semi-Auto: **3502-FI-2B****FI Series****Single Row**Receptacle: **FI - S** **##P** **- HFE**Cable Plug: **FI - S** **##S**E: EMI Shell
(Only for 20 pos, FPC)S: Discrete wire crimp
ME: FPC/FFC
MRE: Rev. FPC/FFC**Dual Row**Receptacle: **FI - W** **##P** **- HFE** Right angle

E: EMI Shell

Cable Plug: **FI - W##S**Crimp Contacts: **FI-C3-A1-15000**Hand Crimp Tool: **CT150-4C-FI**Semi-Auto: **3502-FI-2B**

Card Connectors 1 (microSD, SD, DIMM, PCIe, M.2)

Series	ST1	ST11	ST19	ST50	SG50	MM60	MM80	SM3
Photo								
Card	microSD	microSD	microSD and nano SIM combo	microSD (UHS-II)	SD (UHS-I,UHS-II)	PCI Express Mini Card	DDR3 SDRAM SODIMM	M.2 (NGFF)
Mounted Height	1.9mm, 1.4mm	1.25mm	1.3mm	1.35mm	3.15mm	4.0mm, 5.9mm	5.2mm	1.2mm, 2.15mm 3.1mm, 4.1mm
Pin Count	8, 8+2	8+2	20+2	17+2	9+3 (UHS-I) 17+3 (UHS-II)	52	204	67
Voltage Rating	10V	10V	10V	10V	10V	50VAC rms	200V AC rms	50V AC rms
Current Rating	0.5A	0.5A	0.5A	0.5A	0.5A	0.5A	0.3A	0.5A
Durability	10,000 cycles	5,000 cycles	2,500 cycles	5,000 cycles	10,000 cycles	50 cycles	25 cycles	60 cycles
Style	Hinged	Push-Push	Pin Eject Tray	Push-push	Push-push	Card Edge	Card Edge	Card Edge
Features	Available with card detection switch. Smallest footprint & lowest height for hinged type.	Strong mechanical lock to prevent card from popping out from vibration and shock.	3 in 2 combo connector can house a nano SIM and either an additional nano SIM or a microSD.	Compatible with ultra high-speed data transmission standard UHS-II for transferring large files quickly.	Each terminal has 2 points of contact to prevent discontinuity in environments with foreign debris as well as high vibration and shock. UHS-II compatible product for future high-speed applications.	Retention latch or screw hold downs available to fix module to connector and main PCB.	DDR3 SO-DIMM connector compatible w/ JEDEC standard MO-268C.	Multiple key and heights variations available.

ST1 Series

MicroSD: **ST1W008S4 A R1500**
 Hinged type Modification code

MicroSD: **ST1W008S4 G R2000**
 Low profile G: W/out detect switch
 Hinged type T: With detect switch
 X: Cover detect switch

ST11 Series

MicroSD: **ST11S008V4HR2000**
 Push-push type

ST19 Series

MicroSD: **ST19S020VCAR1400**
 Combo tray type

ST50 Series

MicroSD: **ST50S017VCAR1800**
 Push-push type

SG50 Series

SD: **SG50S017VCAR500**
 Push-push type A: UHS-II Support
 B: UHS-I Support
 No. of contacts

MM60 Series

PCI Express Mini Card

Connector : **MM60 - 52 - B 1 - E 1**
 No. of contacts Socket type Key type Contact finish
 B: Top mount Height modification code
 Latch : **MM60 - EZ - H059 - B 5**
 Latch type Connector height 5: Sn plating
 With boss

Nut : **NT1R3000** 4.0mm height connector
NT4R1600 5.9mm height connector

MM80 Series

DDR3 SDRAM SO-DIMM

Connector: **MM80 - 204B1 - E1R**
 Blank: Standard
 R: Reverse









SM3 Series

M.2 (NGFF)

Connector: **SM3 Z S 067 U 310 * ***
 No. of contacts Mounting Type: Polarizing key:
 U: On-board A/B/E/M
 B: Mid mount Contact finish:
 Connector Height: (Au plating)
 120: 1.20mm A: 0.13um
 215: 2.15mm B: 0.25um
 310: 3.10mm
 410: 4.10mm

Nut : **SM3ZS067U215-NUT1** 2.15mm connector
SM3ZS067U310-NUT1 3.1mm connector
SM3ZS067U410-NUT1 4.1mm connector

Card Connectors 2 (SIM, Micro SIM, Nano SIM)

Series	SF7	SF15	SF53	SF56K	SF58	SF70	SF72	SF78
Photo								
Card	SIM	Micro SIM	Micro SIM	Micro SIM	Micro SIM	Nano SIM	Nano SIM	Nano SIM
Mounted Height	2.5mm/2.3mm	1.55mm	1.45mm	1.27mm	1.3mm	1.25mm	1.25mm	1.3mm
Pin Count	6, 6+2	6	6	6+2	6+2	6+2	6+2	12+2
Card/Tray Detect Switch	Available	Without switch	Without Switch	With Switch	With Switch	With Switch	With Switch	With Switch
Current Rating	1A	0.5A	0.5A	0.5A	0.5A	0.5A	0.5A	0.5A
Durability	5,000 cycles	1,500 cycles	1,500 cycles	5,000 cycles	5,000 cycles	5,000 cycles	5,000 cycles	2,500 cycles
Style	Hinged	Hinged	Push-Pull	Push-Push	Pin Eject Tray	Pin Eject Tray	Push-Push	Pin Eject Tray
Features	Reliable locking structure. Positioning boss, metal cover available.	Small footprint and height. Clear click feeling to indicate when cover is locked.	Unique contact design to prevent damage from angled insertion and use with card adapters.	Smallest in class height. Long eject length for ease of use. Bridged contact to prevent damage from adapter cards.	Low profile and narrow design. Strong lock design for high tray retention.	Small size for compact portable devices. Strong lock design for high tray retention.	Low profile; Special contact shape for enhanced reliability. Long card eject length for ease of use.	Low profile dual SIM connector can house 2 nano SIM cards at the same time.

SF7 Series

SIM: **SF7W 006 S 1 A**
Hinge type

006: 6 position
008: 6 signal + 2 switch

A: Positioning boss
B: No boss
E: Low profile

1: Standard
4: Low profile

SF15 Series

Micro SIM: **SF15W006S4BR2000**
Hinge type

SF53 Series

Micro SIM: **SF53S006VCBR2000**
Push-Pull type

SF56 Series

Micro SIM: **SF56K006VBAR2000**
Push-Push type

SF58 Series

Micro SIM: **SF58S006VBAR2000**
Tray type

Please contact JAE for recommended dimensions of the tray.

SF70 Series

Nano SIM: **SF70S006VBAR2000**
Tray type

Please contact JAE for recommended dimensions of the tray.

SF72 Series




Nano SIM: **SF72S006VBDR2500**
Push-Push type

SF78 Series

Nano SIM: **SF78S012VBAR1400**
Tray type

Please contact JAE for recommended dimensions of the tray.

LED Lighting Connectors

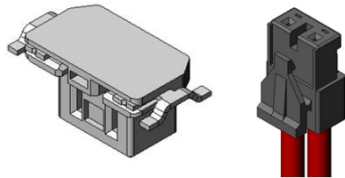
Series	ES3 (WF2)	ES5	ES6	ES9	ES10
Photo					
Applicable Wire Size	#22,24,26	#22,24,26	N/A	#22,24,26	#24,26 (solid)
Pin Count	2	1	2	2,4	1
Height	1.65mm (above board)	1.6mm	1.55mm (above board)	3mm	2.2mm
Locking	Latch	Latch	Friction	Friction	Friction
Durability	20 cycles	20 cycles	20 cycles	10 cycles	5 cycles
Current Rating	2.0A	4.0A	1.0A	3.0A (4 pos.) 4.0A (2 pos.)	2.0A
Voltage Rating	200V	N/A	250V	300V	N/A
Operating Temperature	-40 ~ +105 °C	-40 ~ +105 °C	-40 ~ +105 °C	-40 ~ +105 °C	-40 ~ +105 °C
Features	Mechanical lock included for use in applications with vibration and shock.	Special lock structure that has a clear "click" feeling for secure mating.	Smallest size. Card edge connector design to reduce components and labor.	Spring lock structure provides high vertical and horizontal retention strength.	Compact structure with no insulator allows design flexibility. Easy single wire insertion.

ES3-WF2 Series (Board-to-Wire type)

Receptacle: **ES3B002WF2R1000**

Housing: **ES3S002SZA**

Contact: **IL-Z-C1-A-7000**



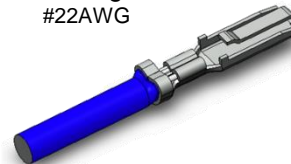
ES5 Series

Receptacle: **ES5S001JFAR5500**



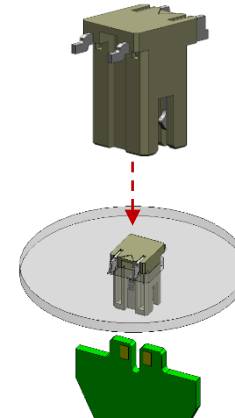
Cable Plug: **ES5P09K5FA**
#24-26AWG

Cable Plug: **ES5P09K4F2**
#22AWG



ES6 Series

Receptacle: **ES6B002WF1R1000**



ES9 Series

Receptacle: **ES9P 00# VF1R1600**

No. of contacts:

002: 2

004: 4


Plug (housing): **ES9S 00# SZA**

No. of contacts:

002: 2

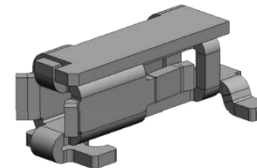
004: 4

Contact: **ES9S06K4FA**










ES10 Series

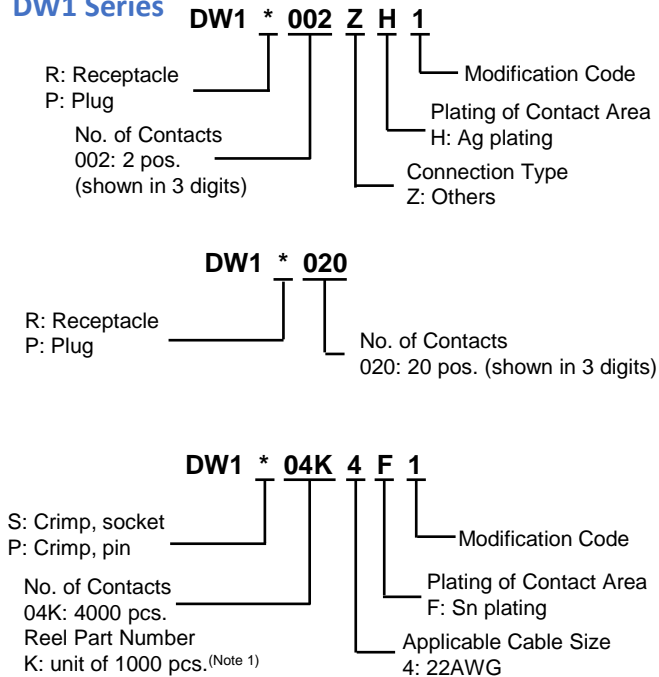
Receptacle: **ES10S001JF1R5500**



High-Power Connectors

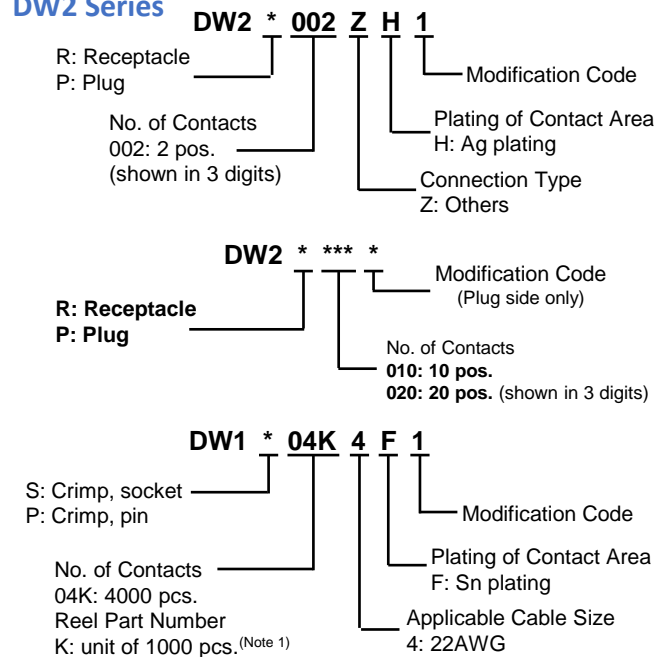
Series	DW1	DW2	DW3	DW4	DW05	DW07	JK11
Photo							
Type	Rack-and-Panel	Rack-and-Panel	Rack-and-Panel	Bus bar-to-Cable	Cable-to-Cable	Bus bar-to-Bus bar	Lever Locking
Pin Count	Power: 2 Signal: 20	Power: 2 Signal: 20	Power: 2 Signal: 24	1	1	1	4
Current	Power: 500A Signal: 2A	Power: 200A Signal: 2A	Power: 150A Signal: 2A	100A	150A	Up to 413A (Varies by bus bar thickness and allowable temp rise)	150A (38mm ² wire); 60A (14mm ² wire)
Voltage Rating	Power: 600V Signal: 100V	Power: 600V Signal: 100V	Power: 600V Signal: 100V	600V	600V	N/A	Varies by usage.*
Durability	20 cycles	100 cycles	100 cycles	50 cycles	100 cycles	100 cycles	500 cycles
Floating Range	+/- 2.75mm	+/-2.75mm	+/-2.0mm	N/A	N/A	+/-2.5mm	N/A
Operating Temp	-40 ~ +95 °C	-25 ~ +115 °C	-25 ~ +105 °C	-40 ~ +75 °C	-40 ~ +85 °C	-25 ~ +105 °C	-55 ~ +85 °C
Features	Robust high-power and signal hybrid for large battery modules. Floating for easy and blind mating.	200A for mid-range power solutions. Signal and power hybrid. Floating for easy and blind mating.	Low-profile to fit 1U form-factory battery rack. Power plus signal. Floating for easy and blind mating.	Secure cable connector for high-power. Color-coded and keyed to prevent mating errors. Offered as harness.	Keyed cable-to-cable connector for safe high-power mating. Screw holes for easy mounting.	Innovative busbar connector solution without screws or insulator. Clip mounting, no tools necessary.	Horizontally arranged high-current contacts provide a slimmer profile compared to conventional circular connectors.

DW1 Series



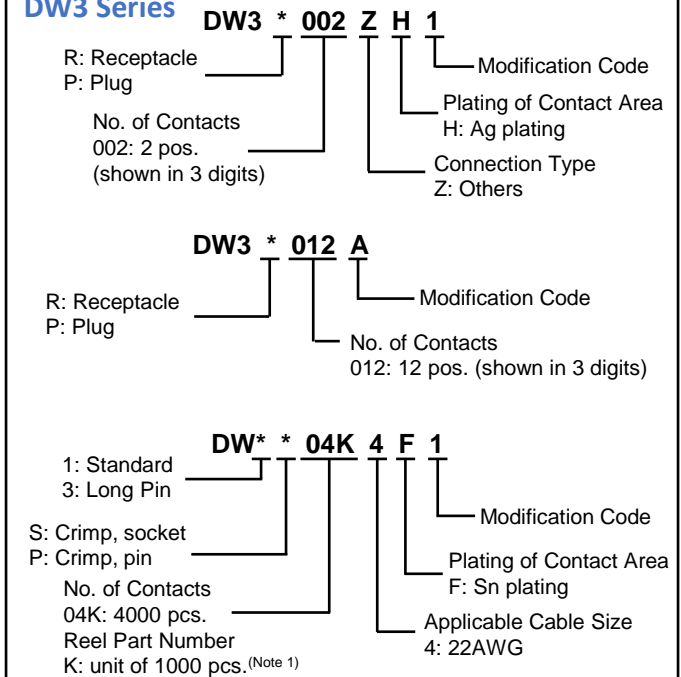
Note 1: An embossed reel contains 4,000 pcs.

DW2 Series



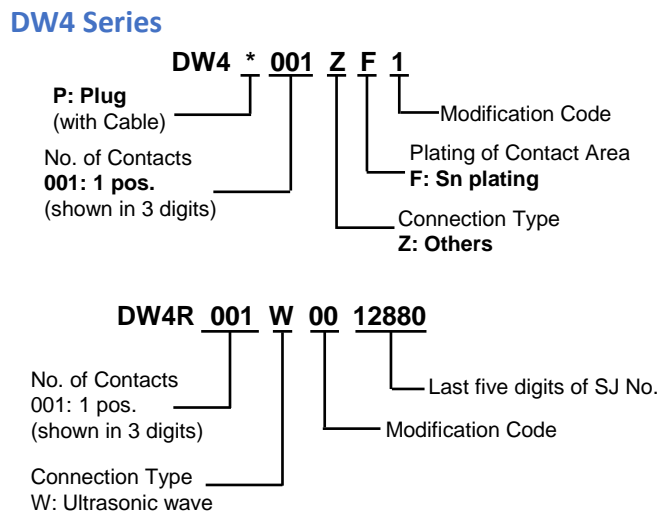
Note 1: An embossed reel contains 4,000 pcs.

DW3 Series

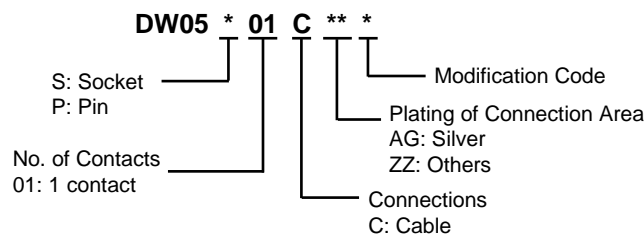


Note 1: An embossed reel contains 4,000 pcs.

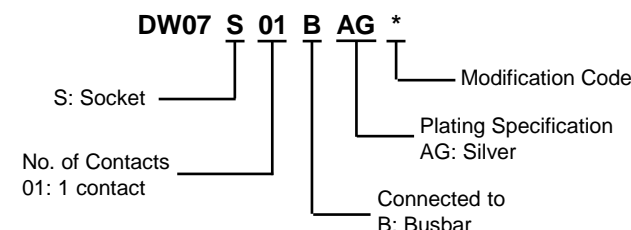
DW4 Series



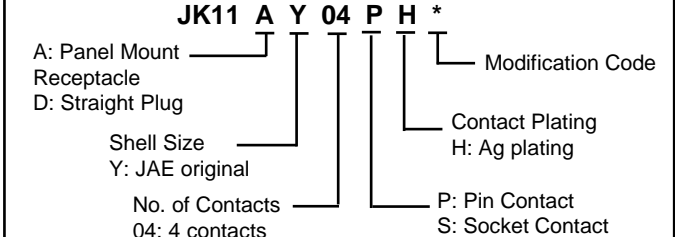
DW05 Series








DW07 Series



JK11 Series

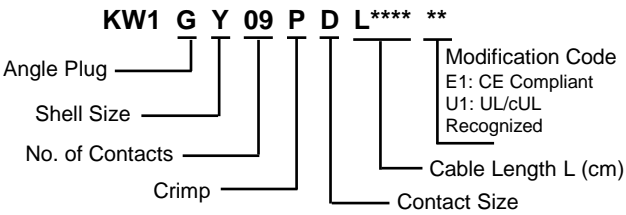


EV Charging Connectors

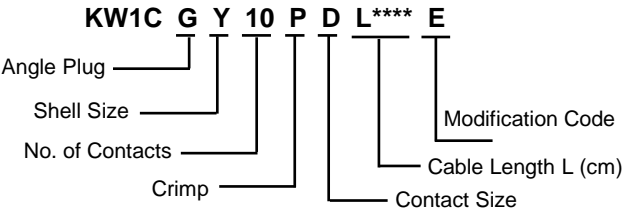
Series	KW1	KW1C	KW02	KW02C	KW03	KW11
Photo						
Type	Plug + Cable	Plug + Cable	Plug + Cable	Plug + Cable	Plug + Cable	Plug + Cable
Pin Count	Power: 2 Signal: 7	Power : 2 pos. 12V Power: 2 pos. Signal: 6 pos.	Power : 2 pos. 12V Power : 2pos. Signal : 6 pos.	Power : 2 pos. 12V Power: 2 pos. Signal: 6 pos.	Power : 2 pos. 12V Power: 2 pos. Signal: 6 pos.	Power: 2 pos Protective Earth : 1 pos Signal: 2 pos
Current	Power: 125A Signal: 2A	Power : 150A max. 12V Power : 6.4A Signal : 2A	Power : 25A 12V power 6.4A, signal: 2A	Power: 37A max. 12V Power: 6.4A Signal: 2A	Power: 80A Signal: 2A	Power: 125A / 200A Signal: 2A
Voltage Rating	DC500V	DC500V	DC450V	DC500V	DC500V	DC1000V
Durability	10,000 cycles	10,000 cycles	10,000 cycles	10,000 cycles	10,000 cycles	10,000 cycles
Floating Range	N/A	N/A	N/A	N/A	N/A	N/A
Operating Temp	-10 ~ +40 °C	-30 ~ +50 °C (Rated current: 125A) -30 ~ +45°C (Rated current: 135A) -30 ~ +40°C (Rated current: 150A)	-30 ~ +50 °C	-30 ~ +50 °C (Rated current: 30 A) -30 ~ +40 °C (Rated current: 37 A)	-30 ~ +50 °C	-30°C to +50°C
Features	CHAdeMO standard. One-touch operation and light-weight for easy handling. UL recognized. Weather and impact resistant.	CE-Marking. CHAdeMO standard. One-touch operation and light-weight for easy handling. CE certified. Weather and impact resistant.	CHAdeMO standard. One-touch operation and light-weight for easy handling.	CE-Marking. CHAdeMO standard. One-touch operation and light-weight for easy handling. CE certified. Weather and impact resistant.	CHAdeMO standard. One-touch operation and light-weight for easy handling. UL recognized. Weather and impact resistant.	The strength of the latch is enhanced with a metal core reinforcement. Easy-to-grip handle design even when wearing thick gloves.

*Please consult with JAE representative.

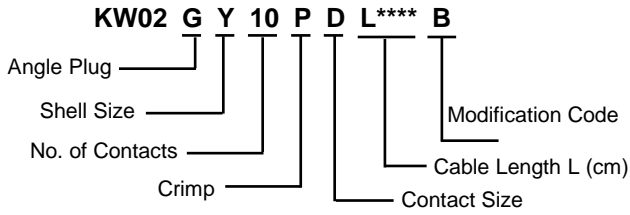
KW1 Series



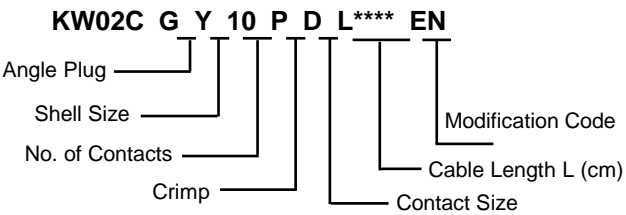
KW1C Series



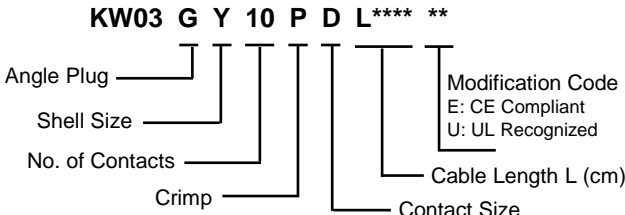
KW02 Series



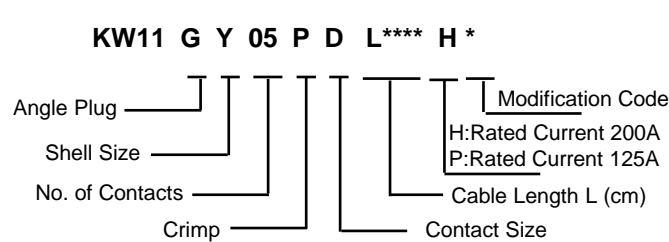
KW02C Series






KW03 Series



KW11 Series



Transportation (1/4)

Series	MX19	MX80	MX23A	MX36	MX37	MX44	MX47	MX57	MX60A	MX67A	MX72 A/B/C/D
Photo											
Pitch	2.5mm	2.54 mm	2.5mm	2.5mm	2.2mm	3.5mm	2.5mm	2.2mm	Signal: 2.4mm Power: 2.7mm	2.2mm	3.2 mm
Wire Size	AWG #22-20 CAVS: 0.3 to 0.5mm ² AVSS: 0.5mm ²	AWG #26-17 FLRY-A, FLRY-B, AESSX 0.13 to 1.0mm ²	AWG #22-16 AVSS, AVS: 0.5 to 1.25mm ²	AWG #20 AVSS 0.5, AVSS 0.5F, AVSSX 0.5f, TVSSX 0.5f	AWG #20 AVSS 0.5, AVSS 0.5F, AVSSX 0.5f, TVSSX 0.5f	AWG #22-20 AVSS 0.3 to 0.5mm ²	AWG #22-16 AVSS 0.3 to 1.25mm ²	AWG #22-20 AVSS 0.3, AVSS 0.5, AVSSX 0.5f	AWG #22-16 Signal: AVSS 0.3 to 0.5mm ² Power: AVSS 0.5 to 1.25mm ²	AWG #22-20 AVSS 0.3 to 0.5mm ²	AWG #22-20 FLRY- A,FLRY-B 0.35, 0.5mm ²
Pin Count	2,3*,4	2,3,4,6*	12,18,26,34, 36,40	2,4	4	2,4,6	39	MX57A: 30 MX57B: 48	177 (2 blocks)	100 (2 blocks)	2
Current Rating	5A	3.7A – 10A Varies by wire size*	3A	3A	3A	3A	3A	Varies by cable type	Varies by cable type	3A	Varies by cable type
Operating Temp	-40 ~ +85 °C	-40 ~ +125 °C	-40 ~ +125 °C	-40 ~ +125 °C	-40 ~ +105 °C	-40 ~ +125 °C	-40 ~ +125 °C	-40 ~ +120 °C	-40 ~ +105 °C	-40 ~ +120 °C	-40 ~ +100 °C
Application	Cable-to- Cable	Cable-to- Cable	Board-to- Cable	Cable-to- Cable	Cable-to- Cable	Board-to- Cable	Board-to- Cable	Board-to- Cable	Board-to- Cable	Board-to- Cable	Board-to- Cable
Features	Waterproof. Mechanical lock system. Terminals have low insertion force and stress dispersion. Rear cover protects the included grommet from damage. *	Compact waterproof inline automotive connector. Supports extended wire size ranges. Integrated bracket support vehicle fastening clips.	Waterproof. Low profile. Available in reverse mount type. Retainer detects incomplete insertion of socket contact.	Waterproof. Spring separates connectors if not fully mated. Shorting contact eliminates static discharge. Retainer detects incomplete insertion of contact.	Spring separates connectors if not correctly mated. Shorting contact eliminates static discharge. Retainer detects incomplete insertion of contact.	Individually sealed pin cavities. Compact size. Improved vibration resistance by vibration absorption function of rubber. Secondary contact lock mechanism.	Waterproof. Different key option available. Retainer detects incomplete insertion of socket contact.	For small and low-cost SRS ECU for light and compact cars has been developed. Features a short circuit function to prevent accidental air- bag inflation and rupture.	High pin count waterproof IPX9K connector with a lever structure that reduces the force required to mate and unmate.	Achieves a high pin count of 100 positions in two blocks, while being compact in size. Press-fit type contact design that does not require soldering.	Next generation self rejecting AK2 and ABX-5 squib ,Extremely high reliability for use with SRS airbag applications. Different key options available.

MX19 SeriesSocket housing: **MX1900#S51**Pin housing: **MX1900#P51**

*3 pin version

Socket housing: **MX19A003S51**

Contacts: MX19S10K451 (socket)
MX19P10K451 (pin)
Dummy pin: MX19000XD1

Hand Tool: CT150-4C-MX19
Semi auto: 3502-MX19-2B

1: Black
2: Gray

MX80 Series

Female and Male Inline Housing:

MX80 A 02 S Z1 A

A: No clip
B: With clip

No. of Contacts

S: Female Socket
P: Male Pin

Key Code: A, B, C
Number of "unused cavity"

Female and Male Crimp Terminal:

MX80 S 08K 5 F1

S: Female / Socket
P: Male / Pin

Wire size:
3: 0.75 – 1.0 mm²
4: 0.3 – 0.5 mm²
5: 0.13 – 0.22 mm²

Package size:
08K: 8,000 per reel
10K: 10,000 per reel

Hand Tool for
*K5F1 Terminal: CT150-19E-MX80
*KF41 Terminal: CT150-19D-MX80
*K3F1 Terminal: CT150-19C-MX80

Semi auto: 3502-MX80-2

MX23A SeriesSocket housing: **MX23A##SF1**Pin header: **MX23A##NF1**Front cap: **MX23A##XF1**

1: Standard
2: Reverse

Contacts: M23S05K351
Dummy pin: M120-55780

Hand tool: CT170-14B-MX23
Semi auto: 3502-MX23-2

MX36 SeriesSocket housing: **MX3600#SQ3**Pin housing: **MX3600#PQ3**Front cap: **MX3600#XF3**

Contacts: M36S08K4Q3 (socket)
M36P08K4Q3 (pin)

Semi auto: 350-MX36-2
Automatic: 350-MX36-3B

MX37 SeriesSocket housing: **MX37004SP3**Pin housing: **MX37004PP3**

	Socket	Pin
Contacts:	M37S07K4P3	M37P75C4P3
Semi Auto:	350-MX37S-2	350-MX37P-2
Automatic:	350-MX37S-3B	350-MX37P-3B

MX44 SeriesSocket housing: **MX44###SF1**Pin header: **MX44###NF1**Retainer: **MX44###XR1**Wire seal: **MX44000XP1**

Wire O.D.
1: 1.4-1.5mm
2: 1.6-1.7mm

Contacts: M44S05K4F1

Hand Tool: CT150-2-MX44
Semi Auto: 3502-MX44-2

MX47 SeriesSocket housing: **MX47039SF1**Pin header: **MX47039NF1**Front cap: **MX47039XF1**

Key code: 1,2

Hand Crimp Tools	CT170-14C-MX47	CT170-14B-MX47	CT170-14-MX47
Contacts	M47S65H2FA	M47S65H3FA	M47S65H4FA
Wire Size (AWG)	#22-20	#18	#16

MX57 SeriesSocket housing: **MX570##SF#**Pin header: **MX57B48NF1**Sockets

Contacts: M37S07K4F3 M37S07K4F4

Semi Auto
Automatic: 3502-MX37S-2

MX60A SeriesSocket Housing: **MX60A###SFK**Pin header: **MX60A177NF2**Front retainer: **MX60A###XF2**

Contacts: MX60S05K2FA
(power supply 0.75sq~1.25sq)
MX60S05K3FA
(power supply 0.5sq~0.75sq)
MX60S65H4F1
(signal 0.3sq~0.5sq)
Dummy pins: MX60A000XD2 (power supply)
MX60A000XD3 (signal)

MX67 SeriesSocket housing: **MX67S0##SQA**Pin header: **MX67A###ZPA**Pins

Contacts: MX67S75C4P1 MX67S75C4P2







MX72 Series**MX72A 1 F####**

Connector Type

Key Code

**JAE will supply the complete mating harness designed
to customer specifications.**

Transportation (2/4)

Series	IL-AG5	IL-AG9	MX31	MX77	MA01	MX81
Photo						
Pitch	2.5mm	2.5mm	Signal: 2.2mm Power: 3.2mm	Signal: 1.8mm Power: 2.1mm	0.635mm	2.54mm
Wire Size	AWG #22-20 AWG #18 AV, AVS, AVSS: 0.3 to 0.5 mm ² AVS, AVSS: 0.85 mm ²	AWG #22-20 AWG #18 AV, AVS, AVSS: 0.3 to 0.5 mm ² AVS, AVSS: 0.85 mm ²	Signal: AWG #22-20 Power: AWG #22-16 Signal: AVS, AVSS, AVX 0.3 to 0.5mm ² Power: AVS, AVSS, AVX 0.3 to 1.25mm ²	AWG #26-22 CHFUS, CIVUS: 0.13 to 0.35mm ² AVSS: 0.3mm ²	8,10,14, 16,18,20, 22, 24, 30mm	FLRY-A, FLRY-B, AES SX, FLCUSNRY 0.13 to 1.0mm ²
Pin Count	1 row: 4,5,6,7,10 2 rows: 14,16, 18,22,30	2,3	Pin: 70,98,104,135 Socket: 31,34,35	4,8,12,16,20, 24,32,40	30,40,60, 80,90,100, 120,140	2, 4
Current Rating	3A	3A	Signal: 2.2A Power: 5.7A	3A	0.5A	3.7-10A
Operating Temp	-40 ~ +85 °C	-40°C ~ +85 °C	-40 ~ +85 °C	-40 ~ +85 °C	-40 ~ +125 °C	-40 ~ +125 ° C
Application	Cable-to-Cable/ Board-to-Cable	Cable-to-Cable	Board-to-Cable	Board-to-Cable	Board-to-Board	Board-to-Cable
Features	Mechanical lock system enabling complete mating. Secondary lock mechanism to ensure correct terminal retention. Simplified crimp type termination.	Mechanical lock system enabling complete mating. Double hook mechanism to prevent contacts from being inserted or removed incompletely.	Mechanical lock system with audible click. Socket side contact designed with secondary lock. Simplified crimp type termination.	Extreme height reduction for slimmer ECU. SMT reflow compatible. Secondary lock mechanism to ensure terminal position. MX77D additional height reduction.	Compatible with PCIe Gen3 high-speed transmission. Floating feature for easy blind mating, and dual contact structure for high reliability. This connector is suitable for use in the automotive industry.	Low profile design while maintaining compatibility with a wide range of wire sizes. A secondary terminal lock is molded with main housing. Multiple colored key codes are available.

IL-AG5 Series

Socket Housing: **IL-AG5-#S- S3C1**

Pin housing: **IL-AG5-#P- S3C1**

Pin header: **IL-AG5-#P- S3L2**

S: single row
D: double row

L: right angle
T: straight

Contacts: IL-AG5-C1-5000 (socket)
IL-AG5-PC1-5000 (pin)

Hand tool: CT150-2-AG5
Semi auto: 3502-AG5-2
Automatic: 350-AG5-3B

IL-AG9 Series

Socket Housing: **IL-AG9-#S- S3C1**

Pin housing: **IL-AG9-#P- S3C1**

Pin header: **IL-AG9-#P- S3L1-B**

S: single row
D: double row

L: right angle
T: straight

Contacts: IL-AG5-C1-5000 (socket)
IL-AG5-PC1-5000 (pin)

Hand tool: CT150-2-AG5
Semi auto: 3502-AG5-2
Automatic: 350-AG5-3B

MX31 Series

Socket housing: **MX31 ### SGA**

31, 34, 35 pos

Modification code

Pin header: **MX31 ### N F D**

70, 104, 135 pos

Modification code

F: All Sn plated contacts
Q: Selective gold plated contacts

Contacts	Wire Size (AWG)
M31S07K4FA (Sn, signal)	#22-20
M31S07K4QA (Au, signal)	#22-20
M31S07K4FB (Sn, signal)	#24
M31S05K4FA (Sn, power)	#18-16
M31S05K4FA (Sn, power)	#22-18
M31S05K4QA (Au, power)	#22-18

MX77 Series

SMT Pin header: **MX77A0##HF1**

H: Angled

Modification Code

Socket housing: **MX77A0##SF1**

A: Height of 13.5mm

D: Height of 9.5mm

No. of Contacts

Contacts	MX77S13K5F1	MX77S13K4F2	MX77S13K4F1
Wire Size	0.13mm ²	0.22mm ²	0.3, 0.35mm ²

MX81 Series

Pin header: **MX81A###NF1**

Key Code

Socket housing: **MX81A###SF1**

Key Code

*Socket contacts are in common with MX80 Series.

MA01 Series

MA01 F ### V A C B

Series:
MA01

Connector Type
F: Floating Type

Mounting Type
V: SMT, Straight

Modification Code
B: With Positioning Boss

Connector Height
C: Tall

Contact Plating
A: Gold

MA01 R ### V A B B

Series:
MA01

Connector Type
R: Rigid Type









Mounting Type
V: SMT, Straight
H: SMT, Horizontal

Modification Code
B: With Positioning Boss

Connector Height
C: 6.6mm

Contact Plating
A: Gold

Transportation (3/4)

Series	MX34						MX84B	
	Inline	Right Angle Flow T/H	Vertical Flow T/H	Vertical Reflow T/H	Vertical SMT	Right Angle SMT	Inline	Right Angle Flow
Photo								
Pitch	2.2mm	2.2mm	2.2mm	2.2mm	2.2mm	2.2mm	2.2mm	2.2mm
Wire Size	AWG #26-18 AVSS: 0.3-0.85mm ² CHFUS: 0.13-0.75mm ² CAN SD: 0.35mm ² CAVS: 0.5-0.85mm ²	AWG #26-18 AVSS: 0.3-0.85mm ² CHFUS: 0.13-0.75mm ² CAN SD: 0.35mm ² CAVS: 0.5-0.85mm ²	AWG #26-18 AVSS: 0.3-0.85mm ² CHFUS: 0.13-0.75mm ² CAN SD: 0.35mm ² CAVS: 0.5-0.85mm ²	AWG #26-18 AVSS: 0.3-0.85mm ² CHFUS: 0.13-0.75mm ² CAN SD: 0.35mm ² CAVS: 0.5-0.85mm ²	AWG #26-18 AVSS: 0.3-0.85mm ² CHFUS: 0.13-0.75mm ² CAN SD: 0.35mm ² CAVS: 0.5-0.85mm ²	AWG #26-18 AVSS: 0.3-0.85mm ² CHFUS: 0.13-0.75mm ² CAN SD: 0.35mm ² CAVS: 0.5-0.85mm ²	AWG #22-20 AVSS: 0.3-0.85mm ² CHFUS: 0.13-0.75mm ² CAN SD: 0.35mm ² CAVS: 0.5-0.85mm ²	AWG #22-20 AVSS: 0.3-0.85mm ² CHFUS: 0.13-0.75mm ² CAN SD: 0.35mm ² CAVS: 0.5-0.85mm ²
Pin Count	12,16,20	3,5,7,8,12,16, 20,24,28,32, 36,40	5,7,8,12,16, 20,24,28,32, 36,40	20,32	12,20,32	3,5,7,8,12,16, 20,24,28,32,36	7,12,16,20,24,28	12,16,20,24, 28,32,36,40
Current Rating	3A	3A	3A	3A	3A	3A	3A	3A
Operating Temp	-40 ~ +85 °C	-40 ~ +85 °C	-40 ~ +85 °C	-40 ~ +85 °C	-40 ~ +85 °C	-40 ~ +85 °C	-40 ~ +85 °C	-40 ~ +85 °C
Application	Cable-to-Cable	Board-to-Cable	Board-to-Cable	Board-to-Cable	Board-to-Cable	Board-to-Cable	Cable-to-Cable	Board-to-Cable
Features	Strong mechanical lock for high connector retention. Secondary lock mechanism to ensure terminal position. Simplified crimp type termination.	Strong mechanical lock for high connector retention. Secondary lock mechanism to ensure terminal position. Simplified crimp type termination. Through hole terminals.	Strong mechanical lock for high connector retention. Secondary lock mechanism to ensure terminal position. Simplified crimp type termination. Through hole terminals.	Strong mechanical lock for high connector retention. Secondary lock mechanism to ensure terminal position. Simplified crimp type termination. Through hole reflow terminals.	Vertical mount SMT header. Strong mechanical lock for high connector retention. Secondary lock mechanism to ensure terminal position. Simplified crimp type termination.	Horizontal mount SMT header. Mechanical lock system. Secondary lock mechanism to ensure terminal position. Simplified crimp type termination.	Insulator with UL94 V-0 flammability rating. Same connector shape as MX34.	Insulator with UL94 V-0 flammability rating. PCB footprint compatible with MX34.

MX34 Series

Flow T/H Pin header:

MX340##UF1
 U: Straight
 N: Angled
 Modification Code

Socket housing:

MX340##SF1
 Modification Code

SMT Pin header:

MX34R##VF1 *
 V: Straight
 H: Angled
 Blank: tube
 T: tray
 1: Straight
 4: Angled

Reflow T/H Pin header:

MX34Q##ATF1
 Terminal Length
 A : 1.9mm
 B : 2.4mm
 Modification Code
 Termination Type
 Plating Specification

Contacts :

M34S75C4F#
 Contact Type
 P: Pin
 S: Socket
 Compatible Wire Size:
 1: 0.22-0.35mm²
 2: 0.5-0.75mm²
 3: 0.35mm² *
 4: 0.85mm² *
 3: 0.13mm²

Hand Crimp Tool
 CT150-2-MX34
 CT150-2B-MX34
 CT150-2C-MX34

Contact
 M34*75C4F1
 M34*75C4F2
 M34S75C4F3, M34S75C4F4

*Only available for socket

MX84B Series

Pin connector:

MX84B0##NF1
 N: Angled Header
 P: Relay Housing
 Key Code

Socket housing:

MX84B0##SF1
 Key Code












Male Crimp Terminal:

MX84 P 75 H 4 F2
 P: Male / Pin
 Contacts per reel: 7,500
 Wire size:
 4: 0.22 – 0.35 mm²
 3: 0.5 – 0.75 mm²

Hand Tool: CT150-2-MX34
 CT150-2B-MX34

*Socket terminals in common with MX34 Series. Reference MX34 ordering information

Transportation (4/4)

Series	MX38	MX48	MX49	MX50 / MX53	MX55J	MX62	MX65	MX66	MX68	MX79A	MX74
Photo											
Pitch	2.2mm	2.0mm	2.0mm	1.5mm	2.2mm	2.0mm	2.0mm	N/A	2.0mm	2.0mm	2.2mm
Wire Size	AWG #28 (Twin Ax)	AWG #28 (Twin Ax)	Signal: AWG #26 (Twin Ax) Power: AWG #20	AWG #28 (Twin Ax)	AWG #26 (STQ)	Signal: AWG #26 (Twin Ax) Power: AWG #22	0.14mm ² x4, 0.22mm ² x4 (STQ)	1.5D equiv coax	AWG 28 (STP)	AWG #26 (STQ)	AWG #26 (UTP)
Pin Count	2	2	4	19	4	10	4, 4+2, 8	1	2, 4, 8	4	2, 4
Current Rating	Varies by cable type*	Varies by cable type*	Signal: 0.5A	0.5A	Varies by cable type*	Power: 3A	1.5A	1A	Varies by cable type*	Signal: 2A Power: 2A	3A
Operating Temp	-40 ~ +85 °C	-40 ~ +85 °C	-40 ~ +85 °C	-40 ~ +85 °C	-40 ~ +105 °C	-40 ~ +85 °C	-40 ~ +105 °C	-40 ~ +105 °C	-40 ~ +85 °C	-40 ~ +85 °C	-40 ~ +105 °C
Application	Cable-to-Cable/ Board-to-Cable	Board-to-Cable	Cable-to-Cable/ Board-to-Cable	Cable-to-Cable/ Board-to-Cable	Board-to-Cable	Cable-to-Cable/ Board-to-Cable	Cable-to-Cable/ Board-to-Cable	Board-to-Cable	Board-to-Cable	Cable-to-Cable/ Board-to-Cable	Board-to-Cable
Features	Excellent in transmission of high-speed signals such as LVDS and GVIF. Different key options available.	Excellent in transmission of high-speed signals such as LVDS and GVIF. Different key options available. Extremely compact design.	Compatible with USB 2.0 signal speeds. Different key options available. Extremely compact design.	HDMI Type E compatible connector and harnesses. Cable mounted receptacle for mating with consumer HDMI cables is available.	Waterproof connector for LVDS transmission from digital cameras. Right angle and straight plug available.	Compatible with USB 3.0 signal transmission. Mechanical lock included. Double metal shield for improved EMI.	Mating compatible with HSD connectors. Waterproof and non waterproof variations available. Pin headers not provided by JAE.	Waterproof connectors conformed to FAKRA standard. IPX9K water sealing. Pin headers not provided by JAE.	Excellent in transmission of high-speed signals such as LVDS and GVIF. USB 2.0 compatible. Sold as complete harness.	Compatible with LVDS or USB 2.0 signal speeds. Different key options available. Extremely compact design.	IEEE802.3 100BASE-T1 Automotive Ethernet in-vehicle networking, such as Infotainment, ADAS, Gateway applications.

MX38 Series

Board Mounting Receptacle: **MX38002FQ1**
 Pin header: **MX38002NQ1**

Different key code: 1,2,3,4

JAE will supply the complete mating harness designed to customer specifications.

MX48 Series

Board Mounting Receptacle: **MX48002NQ1**

Different key code: 1,2,3,4

JAE will supply the complete mating harness designed to customer specifications.

MX49 Series

Board mounting receptacle: **MX49004 # Q 1**

N: T/H
H: SMT

Different key code: 1,2 (T/H)
1,2,3,4 (SMT)

JAE will supply the complete mating harness designed to customer specifications.

MX50/MX53 Series

Board mounting receptacle: **MX50019NQ1**

JAE will supply the complete mating harness designed to customer specifications.

MX55J Series

Board mounting header: **MX55004KBDR900**
 Camera back housing connector: reference design available

JAE will supply the complete mating harness designed to customer specifications.

MX62 Series

Board mounting header: **MX62010HQ1R100**

JAE will supply the complete mating harness designed to customer specifications.

MX65 Series

MX65 Series Harness

JAE will supply the complete harness designed to customer specifications.

MX66 Series

MX66 Series Harness

JAE will supply the complete harness designed to customer specifications.

MX68 Series

MX68 A 0# H Q 1 R150

A: LDVS/GVIF
B: USB2.0
No. of Contacts
2: 2 pos.
4: 4 pos. (2 pos. + 2 pos.)
8: 8 pos. (2 pos. + 6 pos.)
H: Angle pin header
V: Straight pin header
1: Key Type A
2: Key Type B
3: Key Type C
4: Key Type D
Emboss reel packaging

JAE will supply the complete mating harness designed to customer specifications.

MX79A Series

MX79A 04 H Q 1 R150

4 Positions
Horizontal
1: Key Code 1
2: Key Code 2
3: Key Code 3
4: Key Code 4
Emboss reel packaging

JAE will supply the complete mating harness designed to customer specifications.

MX74 Series

MX74 B 002 HF A

Modification Code
Number of positions
A: Key code A
B: Key code B
HF: Right angle header
VF: Straight header
XG: Socket outer housing
XN: Socket inner housing

Supplied as individual connectors (Contact us for cable harness options).

Contact Us

Connector Sales

Headquarter

Japan Aviation Electronics Industry, Ltd.
1-19, Aobodai 3-chome, Meguro-ku, Tokyo
153-8539, Japan
E-mail: iodinfo@jae.co.jp
Tel +81-3-3780-2768, Fax +81-3-3780-2883
www.jae.com

Europe

JAE Europe, Ltd.
Royal Pavilion, Tower 3, First Floor, Wellesley Road
Aldershot, Hampshire, GU11 1PZ, U.K.
Email: sales@jae.co.uk
Tel +44 1252 55 11 00, Fax +44 1252 55 11 10

Shanghai

JAE Shanghai Co., Ltd.
8F, Jin Hong Qiao Business Building, No. 8,
555 Gubei Rd, Chang Ning District, Shanghai,
200051 P.R. China
Email: info.sh@jae.com.cn
Tel +86-21-6236-0322, Fax +86-21-6236-1292

Korea

JAE Korea, Inc.
5F, Korea Sanhak Foundation B/D, 329,
Gangnam-daero, Seocho-gu, Seoul 06627,
Korea
Email: info@kr.jae.co.jp
Tel +82-2-6230-1100, Fax +82-2-6230-1190

Hong Kong

JAE Hong Kong, Ltd.
Units 1810-1813, Level 18, Tower 1, Grand Century
Place, 193 Prince Edward Road West, Mongkok,
Kowloon, Hong Kong
Email: info@jae.com.hk
Tel +852-2723-7782, Fax +852-2723-9028

Singapore

JAE Singapore Pte Ltd.
33 Tannery Lane, #02-01 Hoesteel Industrial Building,
Singapore 347789
Email: info@jae.com.sg
Tel +65-6748-1332, Fax +65-6748-2920

USA - Commercial

JAE Electronics, Inc.
142 Technology Dr. #100, Irvine, CA 92618
Email: jaeinfo@jae.com
Tel +1 949-753-2600, Fax +1 949-753-2699
www.jaeusa.com

USA - Automotive

JAE Electronics, Inc. (Automotive)
19500 Victor Parkway #275, Livonia, MI 48152
Email: shinskew@jae.com
Tel +1 734-542-0486 x702, Fax +1 734-542-0495
www.jaeusa.com

Taiwan

JAE Taiwan, Ltd.
3F., No.57, Lane.10, Jihu Rd., Neihsu Dist.,
Taipei 11492, Taiwan
Email: coninfo@jae.com.tw
Tel +886-2-2799-6777, Fax +886-2-2799-0996
www.jae.com.tw

View JAE's Global Network at
<https://www.jae.com/en/corporate/group/>

JAE U.S. Distribution Partners

DigiKey

Digi-Key Corporation

701 Brooks Avenue South
Thief River Falls, MN 56701
Toll Free: 1-800-344-4539
Tel +1 218-681-6674
Fax +1 218-681-3380
Email: sales@digkey.com
www.digikey.com



Mouser Electronics

1000 North Main Street
Mansfield, TX 76063
Toll Free: 1-800-346-6873
Fax 817-804-3899
Email: sales@mouser.com
www.mouser.com

HEILIND

Performance. Trust. Innovation.

Heilind

58 Jonspin Road
Wilmington, MA
Toll Free: 1-800-400-7041
Fax 1-978-658-0278
www.heilind.com



Allied Electronics, Inc.

7151 Jack Newell Blvd. S.
Fort Worth, TX 76118
Toll Free: 1-866-433-5722
www.alliedelec.com



Kensington Electronics, Inc.

11801 Stonehollow Drive. #150
Austin, TX 78758
Toll Free: 1-800-325-0534
Fax: 512-833-8034
www.keiconn.com

**JAE Electronics
Distribution Manager**

Stephen Birmingham
Office: (949) 981-1954
Email: BirminghamS@jae.com

Visit us online at jae.com/en/stockcheck/ to check distributor inventory.

DigiKey **MOUSER**
ELECTRONICS

RUTRONIK
ELECTRONICS WORLDWIDE

Rutronik Elektronische Bauelemente GmbH

Industriestrasse 2
75228 Ispringen, Germany
Tel.: +49 (0) 72 31 / 801 0
Email: rutronik@rutronik.com
www.rutronik.com



TTI, Inc.

Ganghoferstr. 34
82216 Maisach-Gernlinden
Germany
Tel.: +49 8142 6680 - 0
Email: sales@de.ttiinc.com
www.ttieurope.com

HEILIND
Performance. Trust. Innovation.

Heilind Electronics GmbH

Pfarrer-Huber-Ring 8
83620 Feldkirchen-Westerham
Germany
Tel.: +49 8063 8101 100
www.heilind.de

R.S.Tech

R.S.Tech

Ashkenazy st. 64, Tel Aviv,
Israel. 6986928
Tel.: +972 (3) 6490454
Email: info@rstech.co.il
www.rstech.co.il

WITTIG *ELECTRONIC GmbH*

Wittig Electronic GmbH

Gewerbegebiet Süd Nr. 5
09618 Brand-Erbisdorf, Germany
Tel.: +49 (0) 37322 5280-0
Email: info@wittig-electronic.de
www.wittig-electronic.de

**JAE Europe
Distribution
Partners**

JAE EUROPE
Distribution Account Manager
Kevin Hartmann
Mobile: +49 15172826674
Email: HartmannK@jae-europe.de

Visit us online at jae.com/en/stockcheck/ to check distributor inventory.

JAE Global Network





Considerations Before Selecting Connectors

1. The values specified in this brochure are only for reference. The products and their specifications are subject to change without notice. Contact our sales staff for further information before considering or ordering any of our products. For purchase, a product specification must be agreed upon.
2. Users are requested to provide protection circuits and redundancy circuits to ensure safety of the equipment, and sufficiently review the suitability of JAE's products to the equipment.
3. The products presented in this brochure are designed for the uses recommended below. We strongly suggest you contact our sales staff when considering use of any of the products in any other way than the recommended applications or for a specific use that requires an extremely high reliability.
 - (1) Applications that require consultation:
 - (i) Please contact us if you are considering use involving a quality assurance program that you specify or that is peculiar to the industry, such as:
Automotive electrical components, train control, telecommunications devices (mainline), traffic light control, electric power, combustion control, fire prevention or security systems, disaster prevention equipment, etc.
 - (ii) We may separately give you our support with a quality assurance program that you specify, when you think of a use such as :
Aviation or space equipment, submarine repeaters, nuclear power control systems, medical equipment for life support, etc.
 - (2) Recommended applications include:
Computers, office appliances, telecommunications devices (terminals, mobile units), measuring equipment, audiovisual equipment, home electric appliances, factory automation equipment, etc.

Japan Aviation Electronics Industry, Ltd.
21-1, Dogenzaka 1-chome, Shibuya-ku, Tokyo 150-0043,
Japan
Telephone: +81-3-3780-2711
www.JAE.com