

DOF-213(20.07)

A

B

C

D

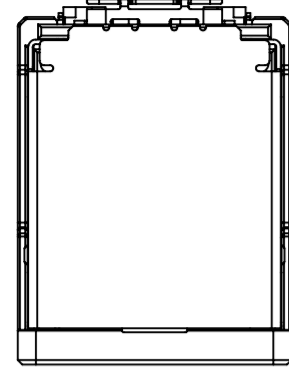
E

F

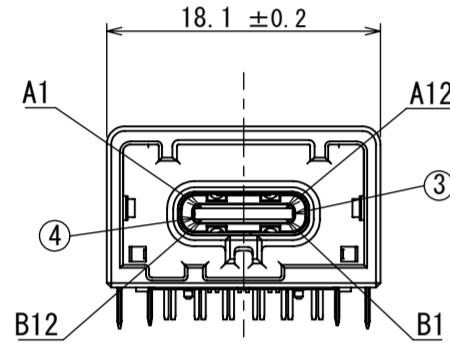
G

H

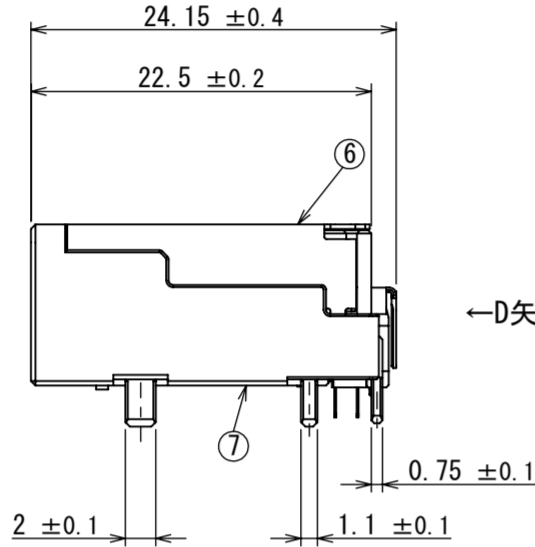
96SJ125796
(. NO. 図面番号(DRAWING NO.))



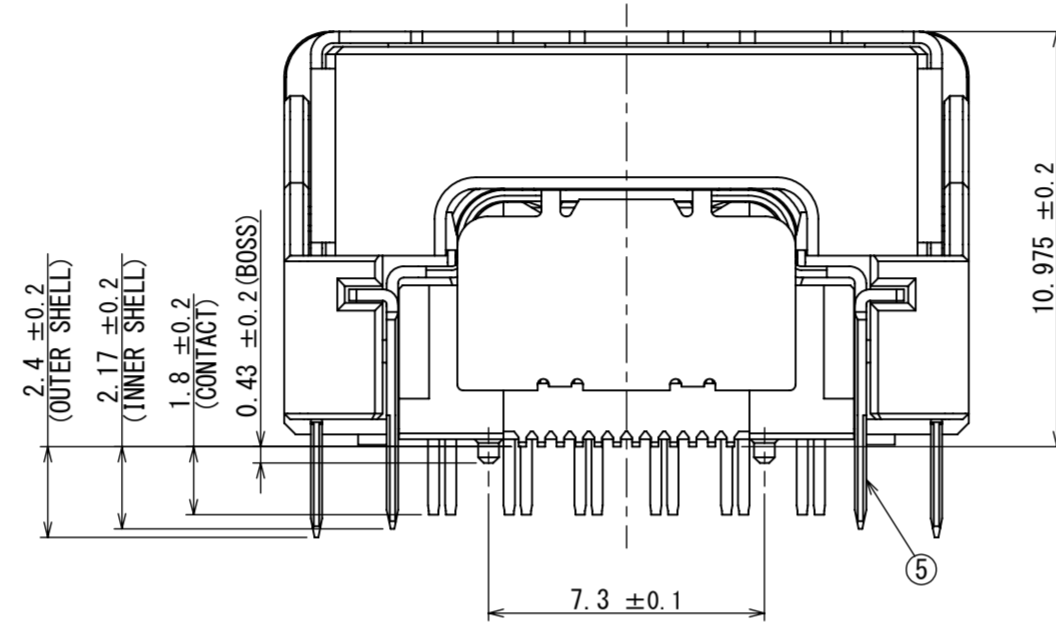
FRONT VIEW (POLARIZATION KEY)	THIS PRODUCT		SIMILAR PRODUCT (OTHER POLARIZATION KEY MODEL)			
	Key D	Key A	Key A	Key B	Key C	
NOTE	COLOR : BLUE	COLOR : BLACK	COLOR : PINK	COLOR : GRAY	COLOR : GREEN	
PRODUCT NAME	MA07S024XD4	MA07S024XD1	MA07S024XD5	MA07S024XD2	MA07S024XD3	



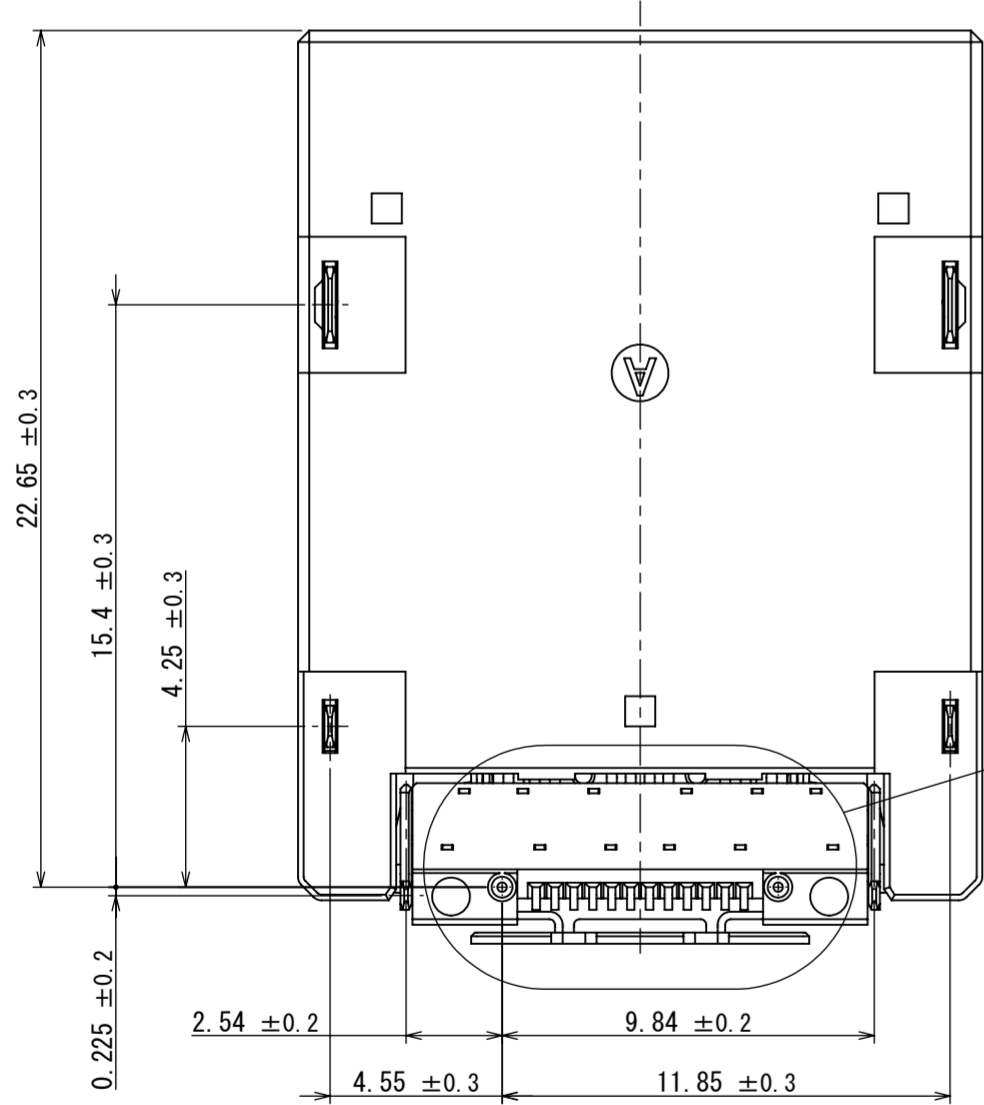
↑C矢視



←D矢視

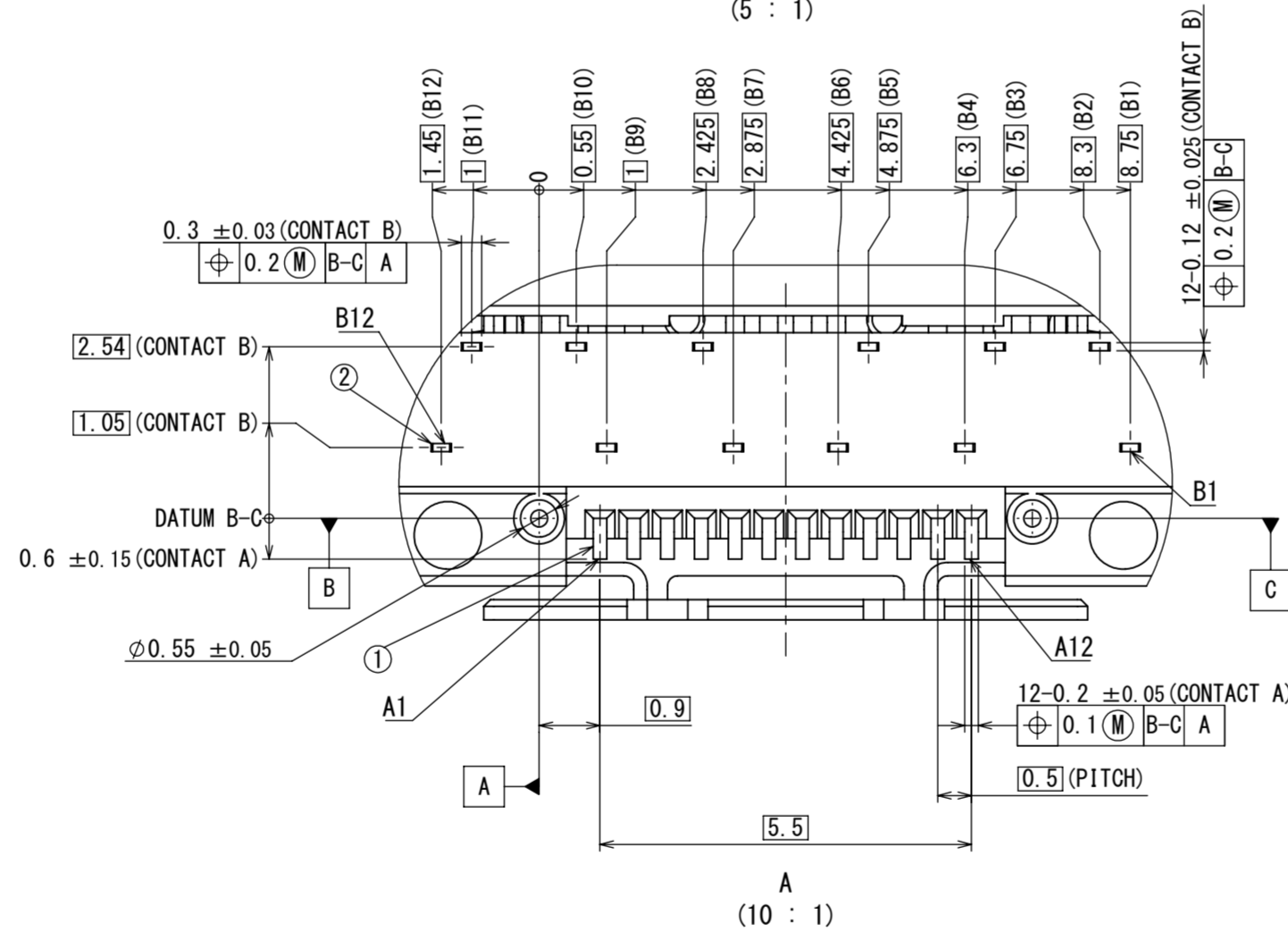


D矢視
(5 : 1)

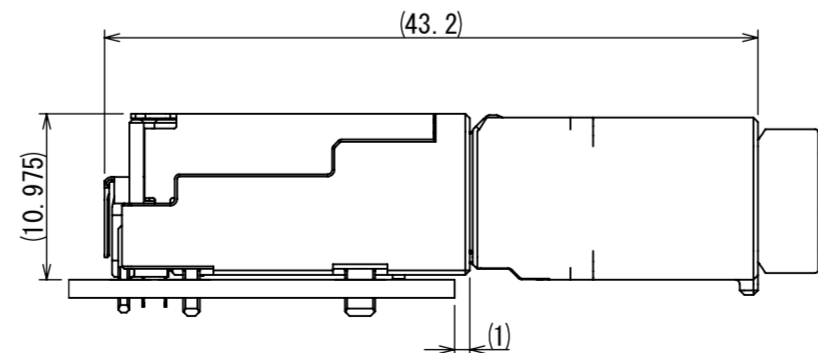


C矢視
(5 : 1)

REFERENCE ONLY
JAE



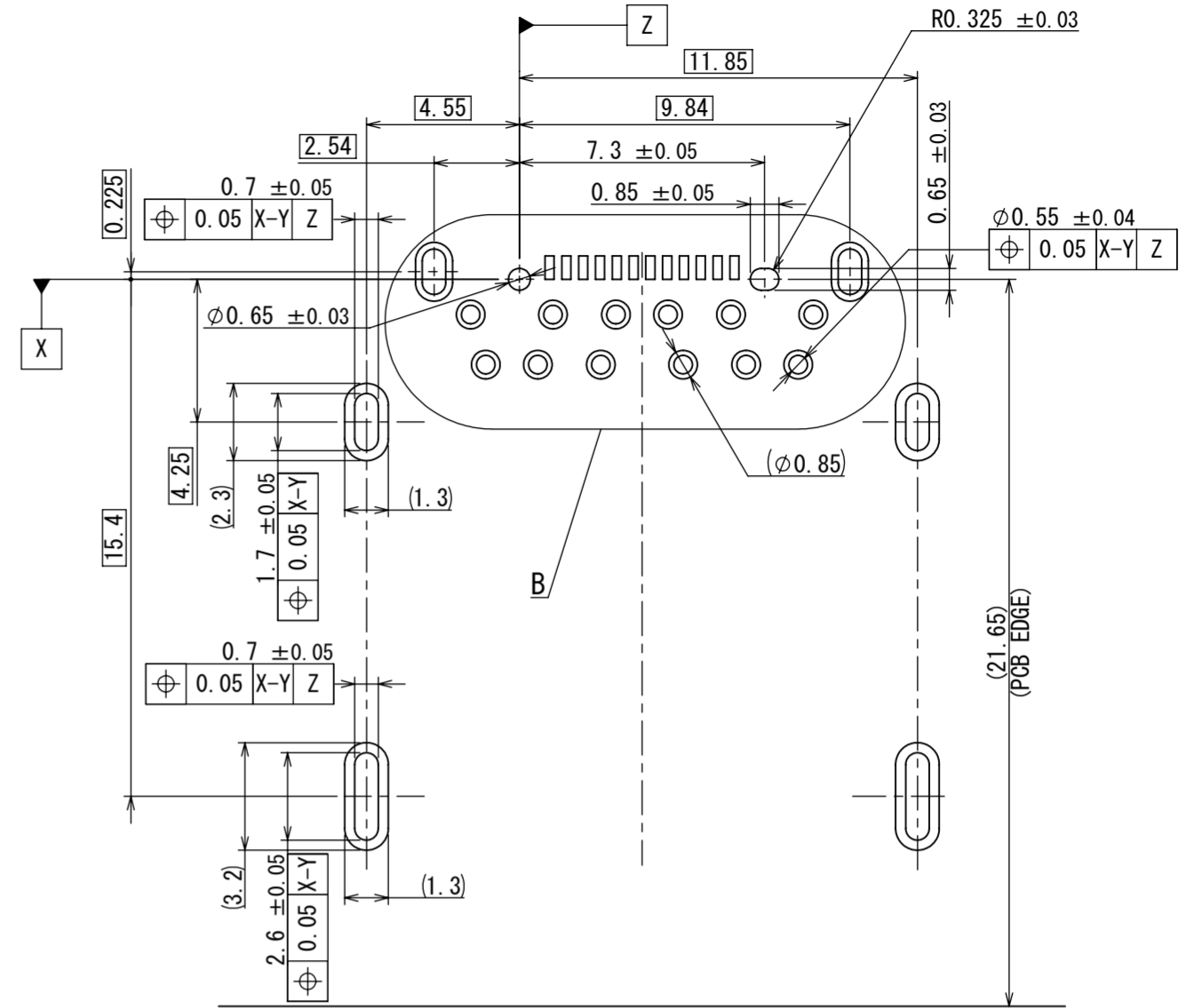
A
(10 : 1)



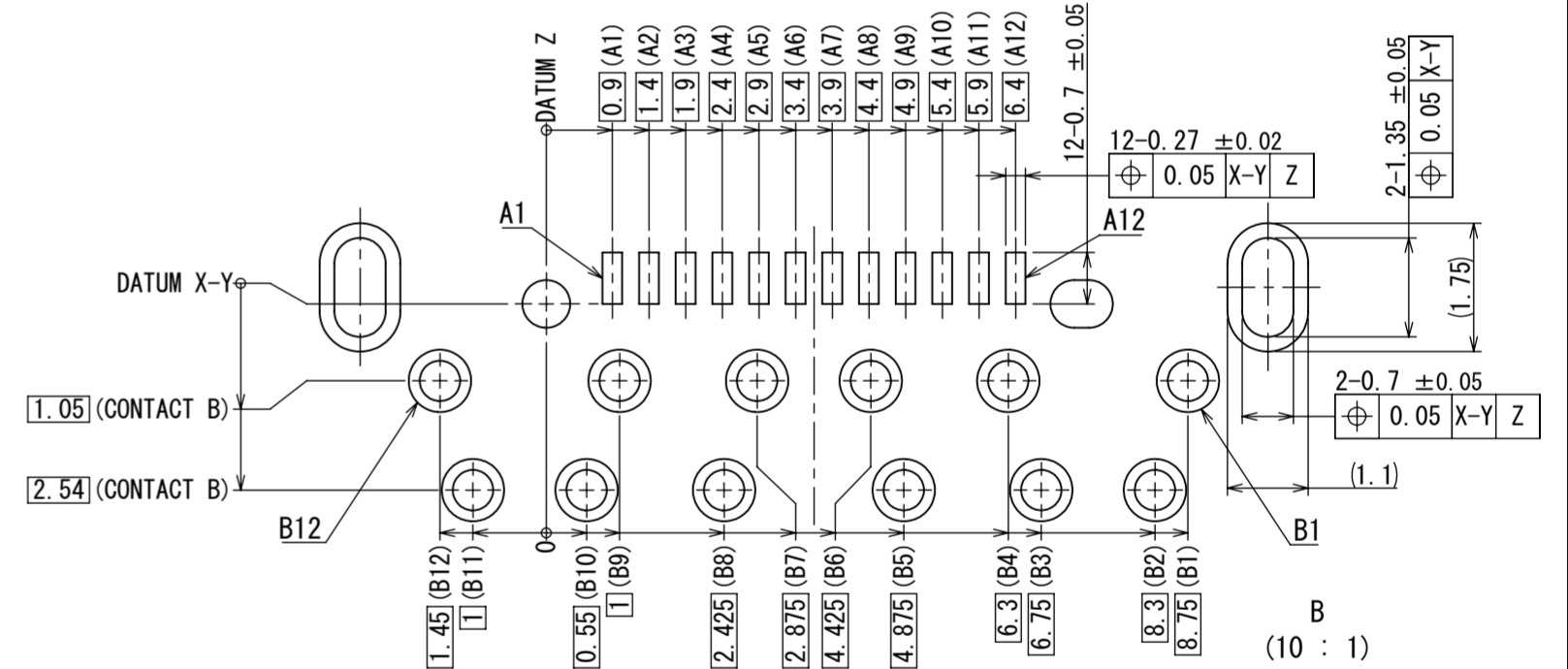
MOUNTING AND MATED CONDITION (REF.)
実装/嵌合状態図 (参考)

NOTE 1. COPLANARITY OF SMT TERMINAL IS 0.1 MAX.
NOTE 2. PLEASE TAKE THAT DIMENSIONS OF THE SHAPES IN THIS DRAWING ARE SUBJECT TO CHANGE.

版数 VER.	年月日 DATE	図 DR.	承認 CHK.	承認 APPD.	承認 APPD.
------------	-------------	----------	------------	-------------	-------------



SURFACE VIEW FROM CONNECTOR MOUNTING SIDE
APPLICABLE P.C.B DIMENSION (REF.)
適合基板寸法 (参考)



B
(10 : 1)

7	OUTER INSULATOR	1	HEAT RESISTANCE PLASTIC	-	COLOR : BLUE
6	OUTER SHELL	1	COPPER ALLOY	TIN PLATING	-
5	INNER SHELL	1	STAINLESS STEEL	TIN PLATING	-
4	INNER INSULATOR	1	HEAT RESISTANCE PLASTIC	-	COLOR : BLACK
3	MID PLATE	1	STAINLESS STEEL	-	-
2	CONTACT B	12	COPPER ALLOY	CONTACT AREA : GOLD OVER NICKEL SOLDER TAILLES : GOLD FLASH OVER NICKEL	
1	CONTACT A	12	COPPER ALLOY	CONTACT AREA : GOLD OVER NICKEL SOLDER TAILLES : GOLD FLASH OVER NICKEL	

仕様書 (SPECIFICATION) JACS-11375-1	第1版 (ORIGINAL DATE) 25/JAN/2023	尺度 (SCALE) 2:1	シリーズ (SERIES) MA07	日本航空電子工業株式会社 JAE
一般公差 (GENERAL TOLERANCE) 寸法 (DIMENSION) × ± 0.8 × × ± 0.4 × × × ± 0.1 × × × ±	角度 (ANGLES) × ° ± × ° ×' ± 単位 (UNIT) : mm	製造 DR. T. SHIMAZAKI 担当 CHK. T. TADA 承認 APPD. I. IGARASHI シート (SHEET NO.) 1 OF 1	名称 (TITLE) MA07S024XD4 質量 (MASS) 1	備考 (REMARKS) SJ125796

