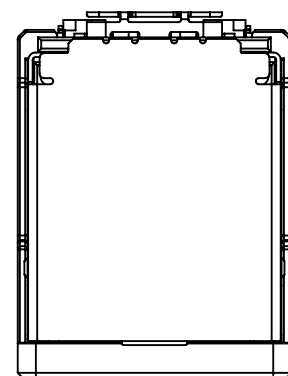
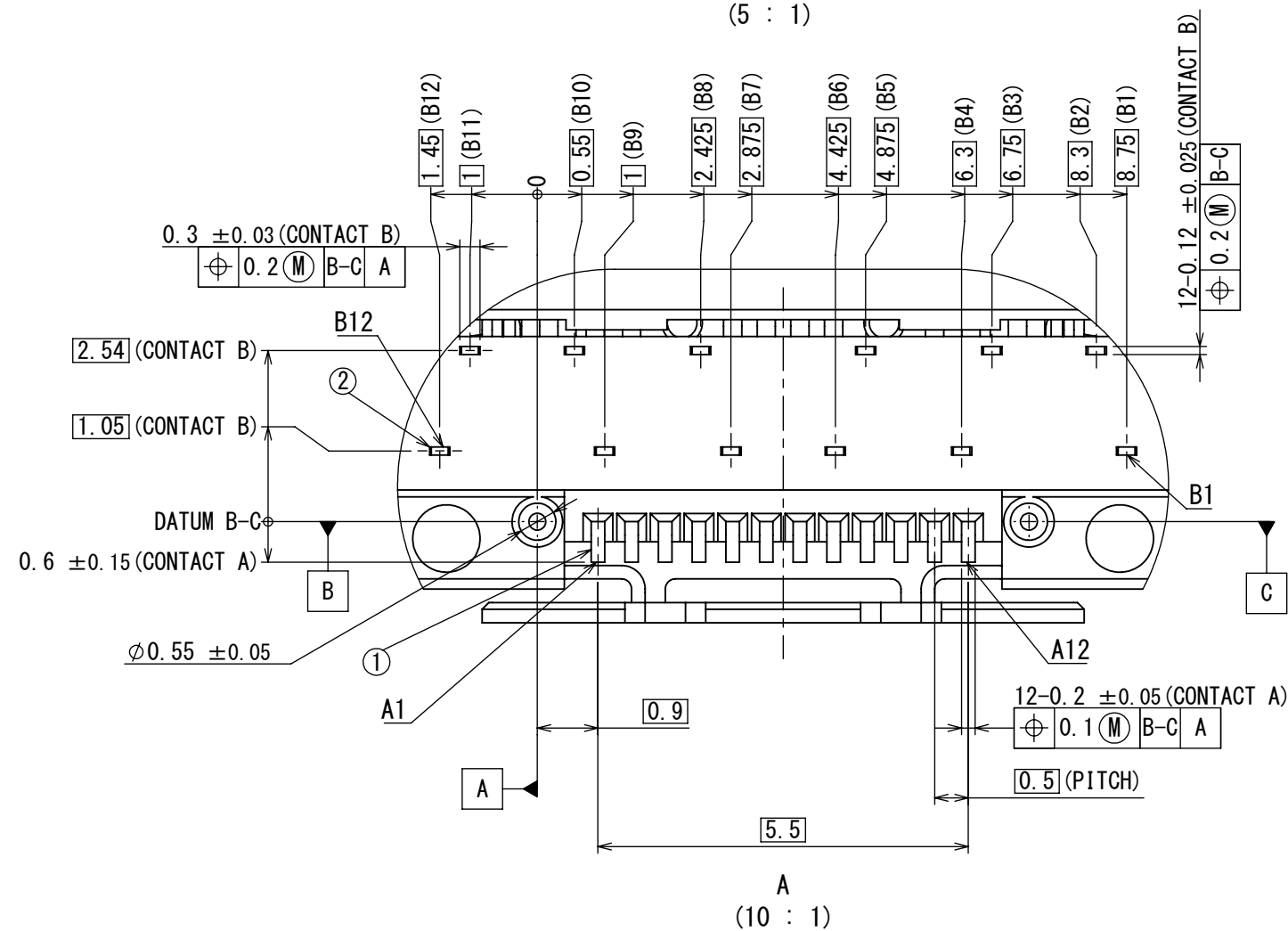
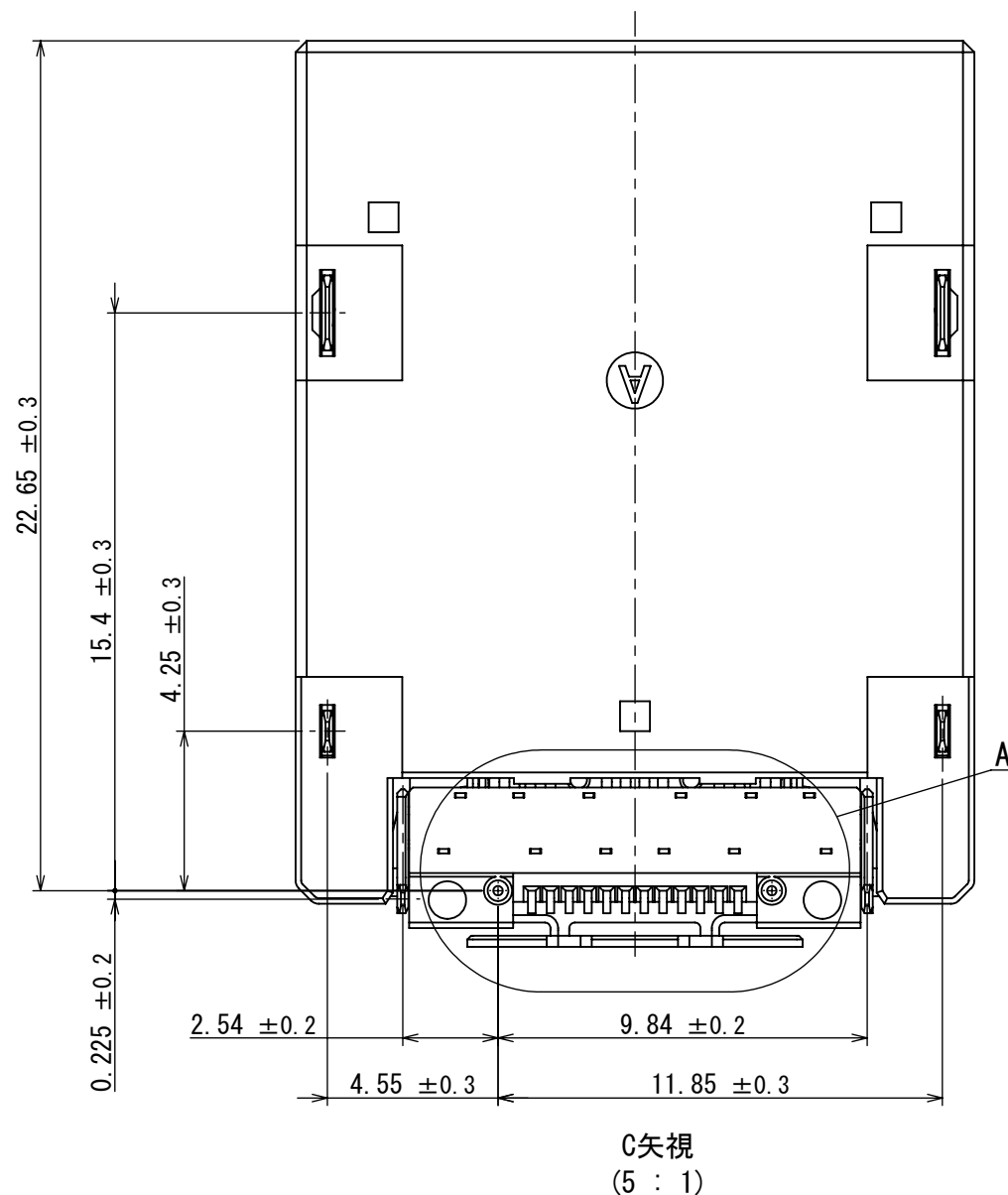
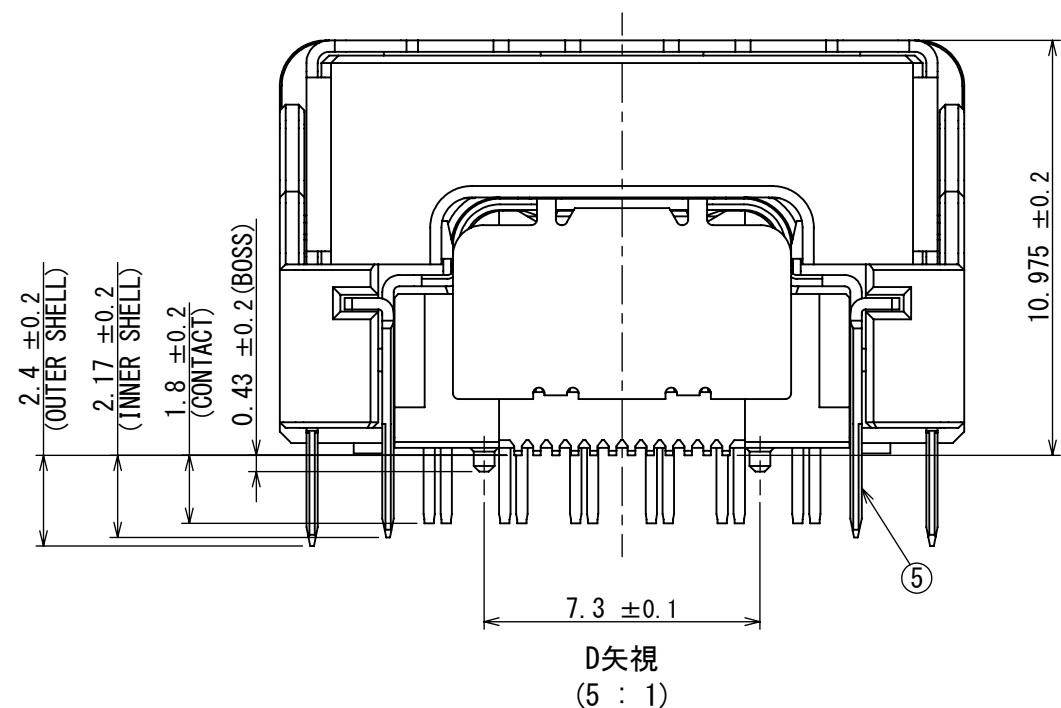
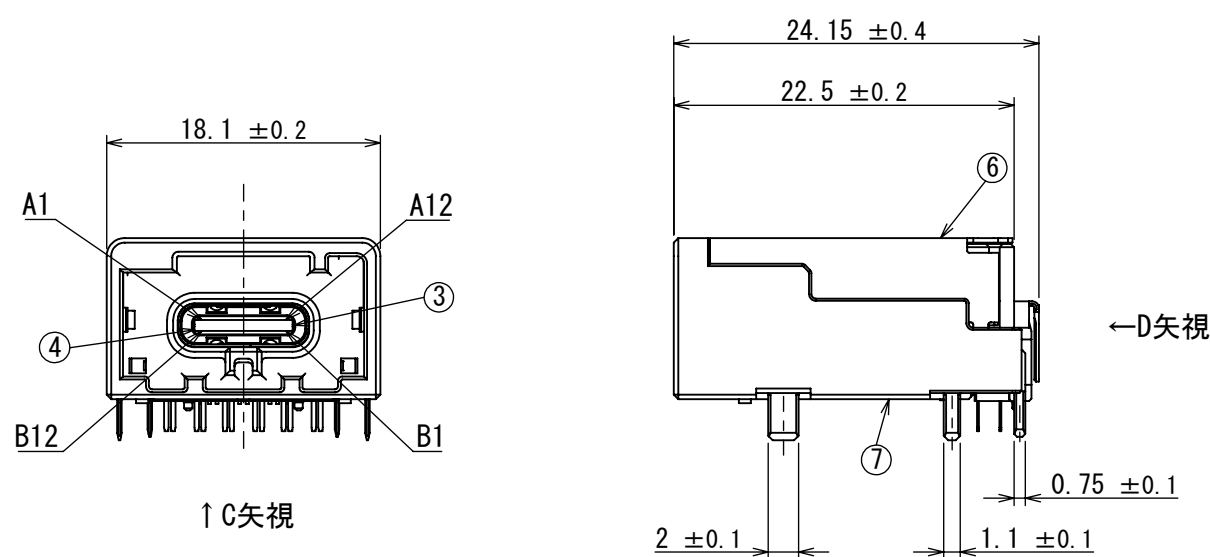


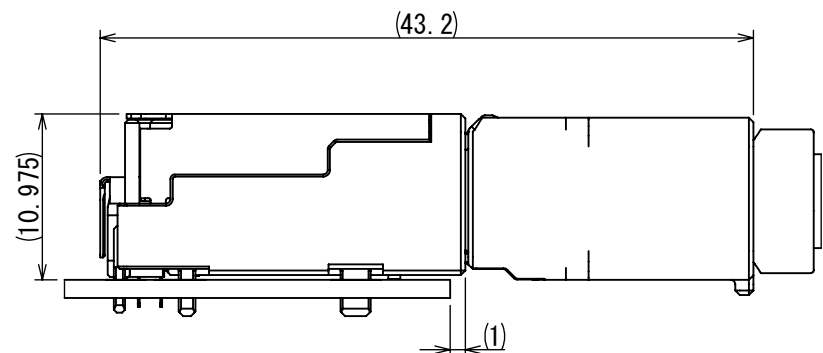
図面番号(DRAWING NO.) SJ124387



FRONT VIEW (POLARIZATION KEY)	THIS PRODUCT		SIMILAR PRODUCT (OTHER POLARIZATION KEY MODEL)			
	Key A	Key A	Key B	Key C	Key C	Key D
NOTE	COLOR : BLACK	COLOR : PINK	COLOR : GRAY	COLOR : GREEN	COLOR : GREEN	COLOR : BLUE
PRODUCT NAME	MA07S024XD1	MA07S024XD5	MA07S024XD2	MA07S024XD3	MA07S024XD3	MA07S024XD4



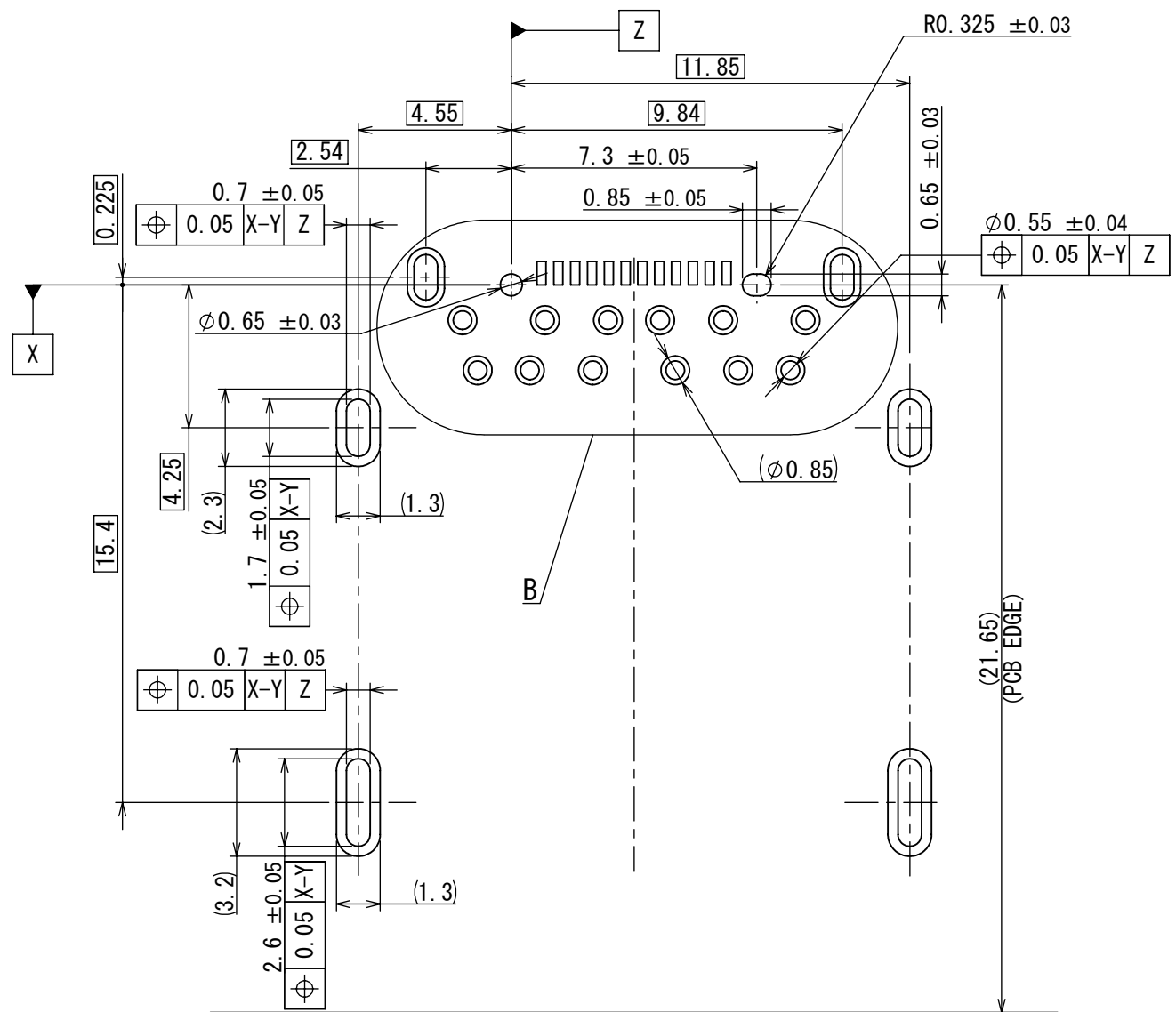
REFERENCE ONLY
JAE



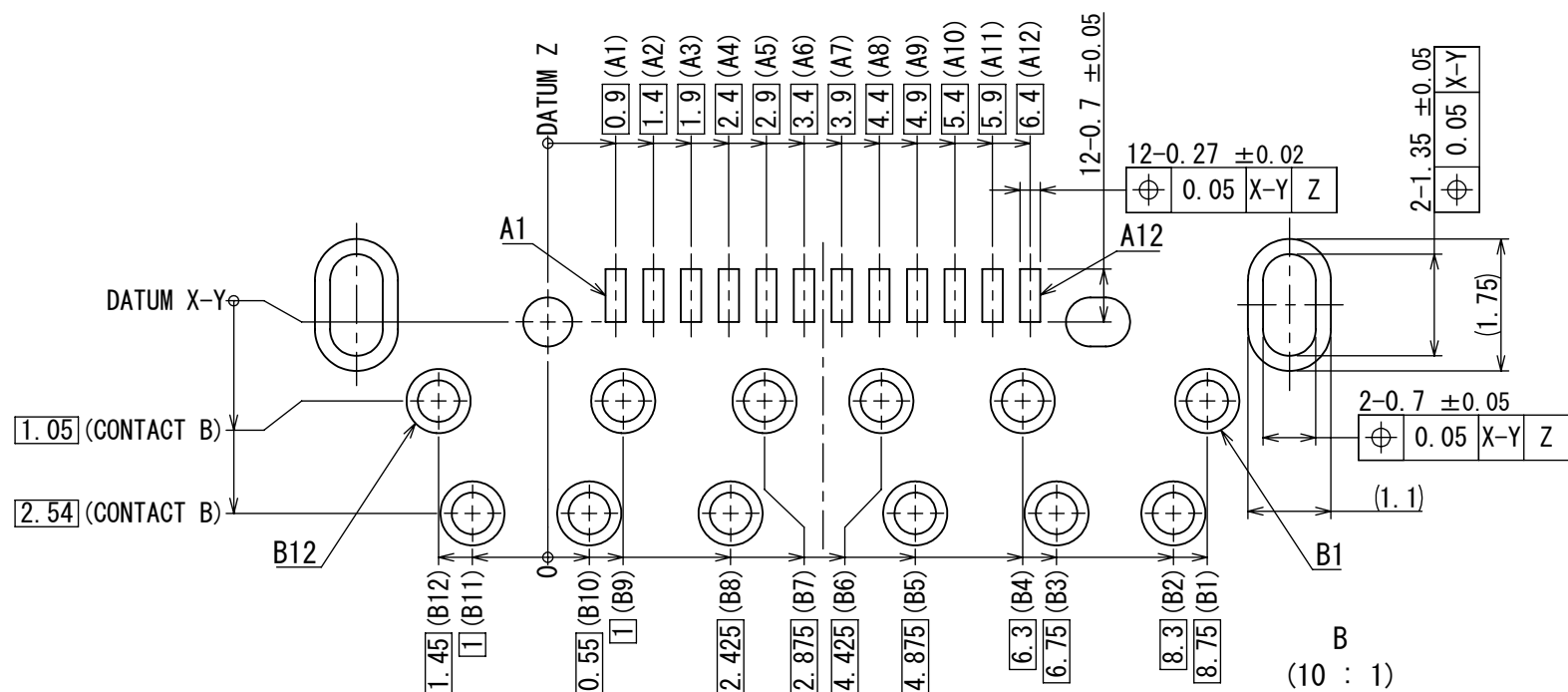
MOUNTING AND MATED CONDITION (REF.)
実装/嵌合状態図 (参考)

NOTE 1. COPLANARITY OF SMT TERMINAL IS 0.1 MAX.
NOTE 2. PLEASE TAKE THAT DIMENSIONS OF THE SHAPES IN THIS DRAWING ARE SUBJECT TO CHANGE.

版数 VER.	年月日 DATE	図面 CN NO.	変更内容 DESCRIPTION	製図 DR.	担当 CHK.	査閲 APPD.	承認 APPD.
------------	-------------	--------------	---------------------	-----------	------------	-------------	-------------



SURFACE VIEW FROM CONNECTOR MOUNTING SIDE
APPLICABLE P.C.B DIMENSION (REF.)
適合基板寸法 (参考)



7	OUTER INSULATOR	1	HEAT RESISTANCE PLASTIC	-	COLOR : BLACK
6	OUTER SHELL	1	COPPER ALLOY	TIN PLATING	-
5	INNER SHELL	1	STAINLESS STEEL	TIN PLATING	-
4	INNER INSULATOR	1	HEAT RESISTANCE PLASTIC	-	COLOR : BLACK
3	MID PLATE	1	STAINLESS STEEL	-	-
2	CONTACT B	12	COPPER ALLOY	CONTACT AREA : GOLD OVER NICKEL SOLDER TAILLES : GOLD FLASH OVER NICKEL	
1	CONTACT A	12	COPPER ALLOY	CONTACT AREA : GOLD OVER NICKEL SOLDER TAILLES : GOLD FLASH OVER NICKEL	

仕様書 (SPECIFICATION) JACS-11375-1	第1版 (ORIGINAL DATE) 25/JAN/2023	尺度 (SCALE) 2:1	シリーズ (SERIES) MA07	日本航空電子工業株式会社 JAE
一般公差 (GENERAL TOLERANCE) 寸法 (DIMENSION) × ± 0.8 × × ± 0.4 × × × ± 0.1 × × × ±	角度 (ANGLES) × ° ± × ° ×' ± 単位 (UNIT) : mm	製図 DR. T. SHIMAZAKI	担当 CHK. T. TADA	名称 (TITLE) MA07S024XD1
査閲 APPD. -	承認 APPD. I. IGARASHI	シートの SHEET (SHEET NO.) 1 OF 1	質量 (MASS)	図面番号 (DRAWING NO.) SJ124387
備考 REMARKS				版数 (VER.) 1

DGF-C-212J (20.07)

A

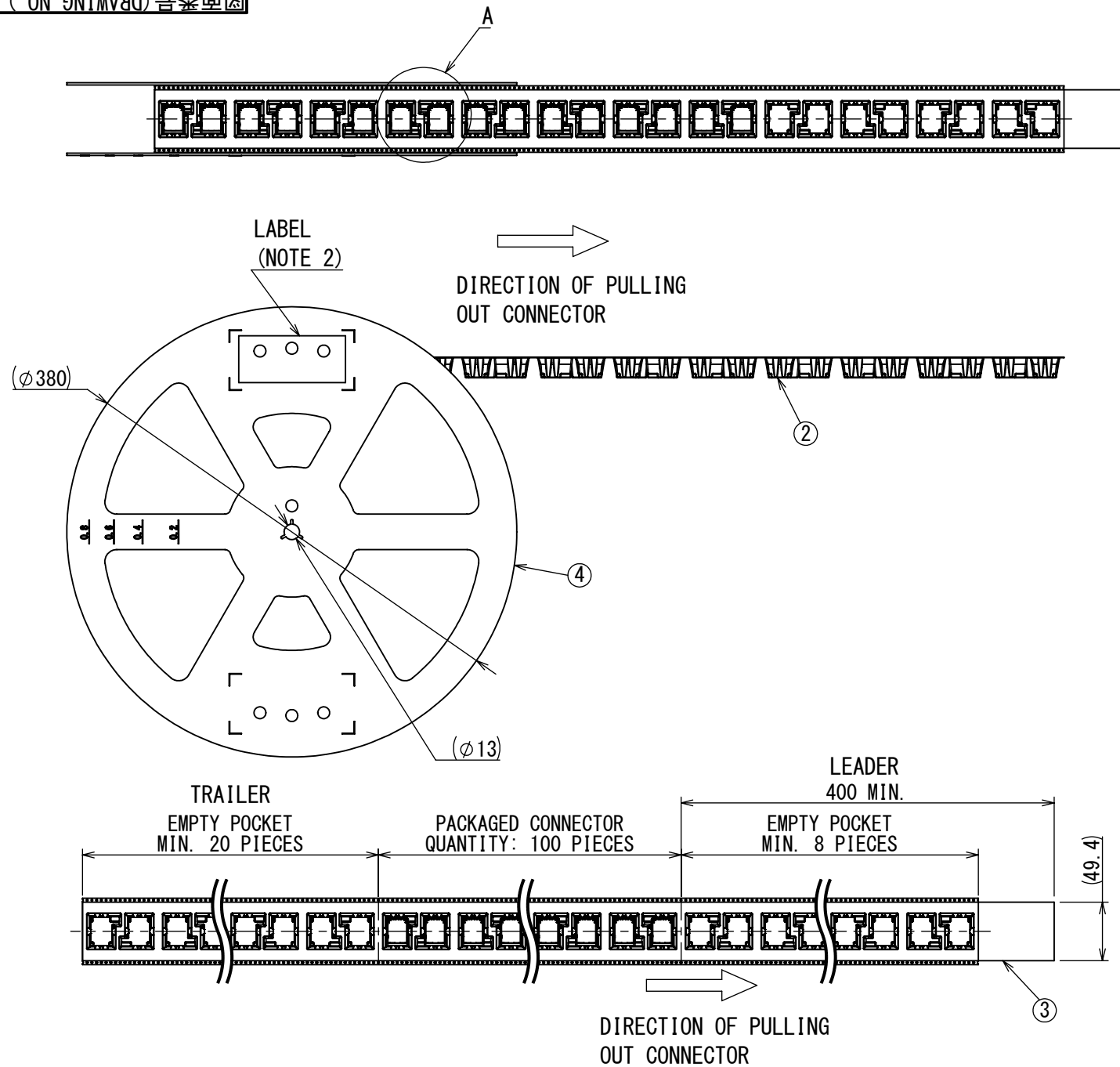
B

C

D

E

図面番号 (DRAWING NO.) SJ124388



NOTE1. SUFFIX "R100" OF PART NUMBER "MA07S024XD1R100" INDICATES 100PCS IN A REEL.
2. THE LABEL IN WHICH DESCRIPTION, QTY, LOT NO, EMBOSS CODE AS INDICATED.
3. REFER TO THE DRAWING "SJ124387 (MA07S024XD1)" FOR THE CONNECTOR DIMENSIONS.
4. REEL FORM MAY DIFFER FROM THE DRAWING.

現品ラベル/ARTICLE LABEL

品名 (DESCRIPTION) MA07S024XD1R100

図番 (PART No.) SJ124388

数量 (Q'ty) 100

ITEM NO

Lot No.

E Code: TB5632

Count: 001 JAE001

2015/05/14

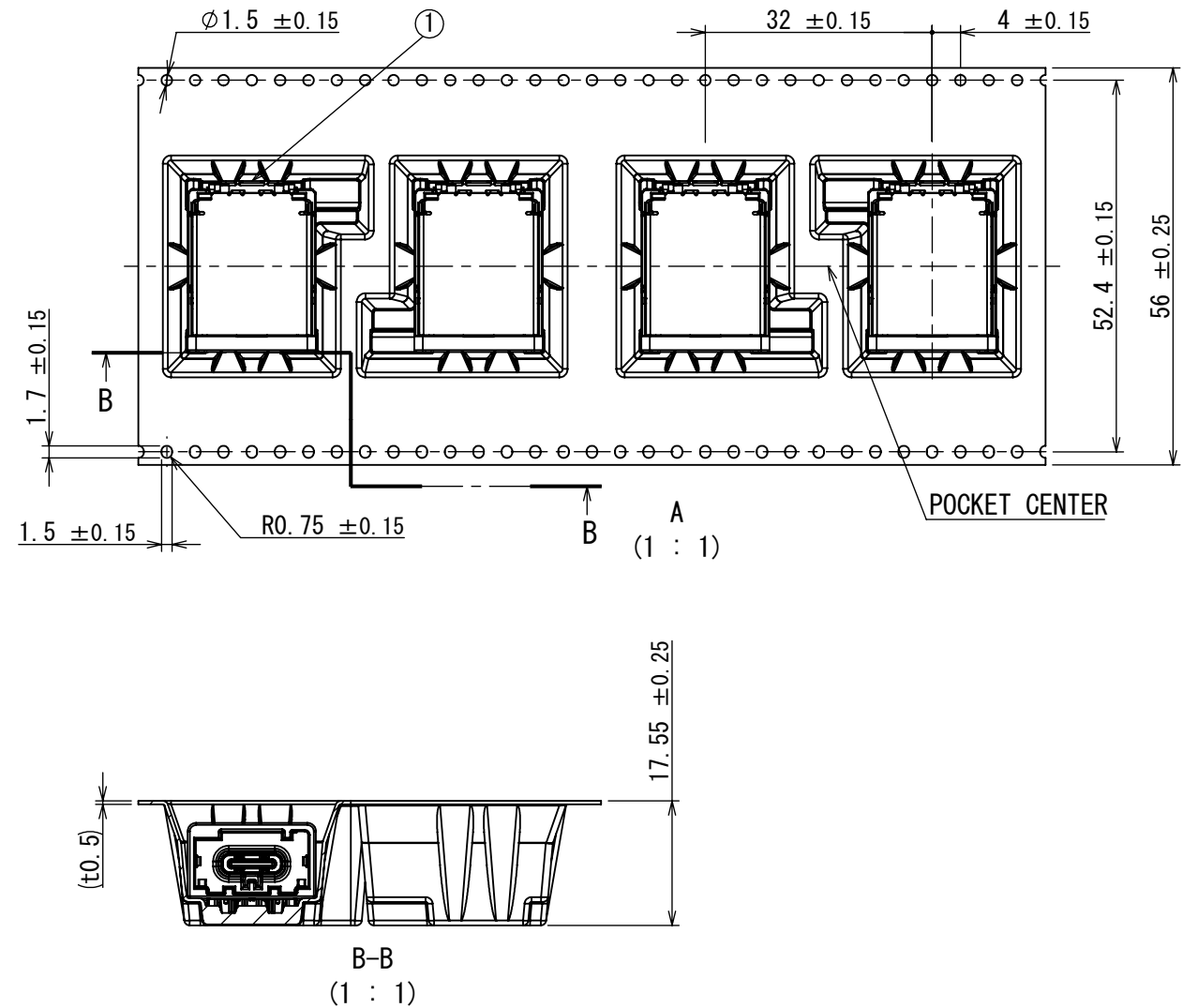
MADE IN JAPAN

QAF-C-0628 (07.12) / JAPS-0006-2

Japan Aviation Electronics Industry, Ltd.

56: TAPE WIDTH 32: FEED PITCH

版数 VER.	年月日 DATE	CN NO.	変更内容 DESCRIPTION	製図 DR.	担当 CHK.	査閲 APPD.	承認 APPD.
------------	-------------	--------	---------------------	-----------	------------	-------------	-------------



4	PLASTIC REEL	1	PS	—	—
3	COVER TAPE	1	PET	—	—
2	CARRIER TAPE	1	PET	—	—
1	CONNECTOR	100	—	—	SJ124387 (MA07S024XD1)
符号 NO.	名 称 DESCRIPTION	個 数 QTY.	材 料 MATERIAL	仕 上 FINISH	備 考 REMARKS

仕様書 (SPECIFICATION) JACS-11375-1		第1版 (ORIGINAL DATE) 12/SEP/2023		尺度 (SCALE) 1:5		シリーズ (SERIES) MA07		日本航空電子工業株式会社	
一般公差 (GENERAL TOLERANCE)		製図 DR.		S. KAN		名称 (TITLE) MA07S024XD1R100		JAE	
寸法 (DIMENSION)		担当 CHK.		T. TADA		質量 (MASS)		図面番号 (DRAWING NO.)	
角度 (ANGLES)		査閲 APPD.		—		シートの枚数 (SHEET NO.)		SJ124388	
単位 (UNIT) : mm		承認 APPD.		I. IGARASHI		1 OF 1		版数 (VER.)	
シートの枚数 (SHEET NO.)		1 OF 1		—		—		1	