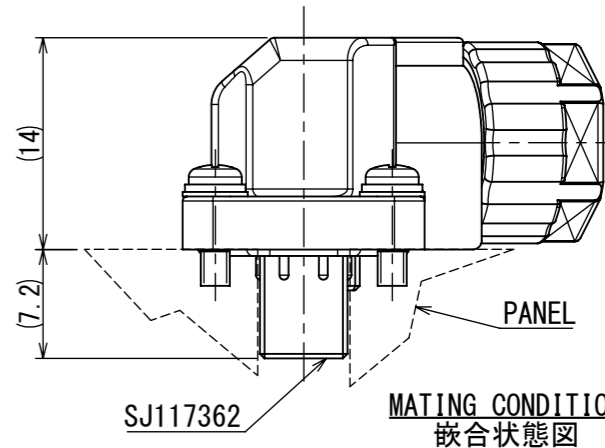
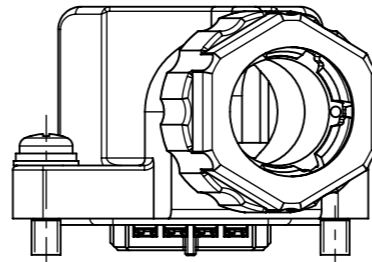
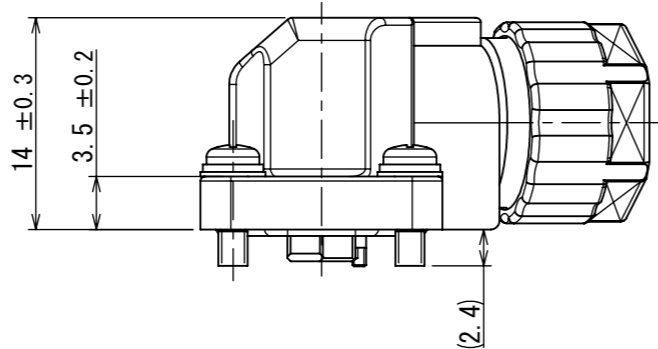
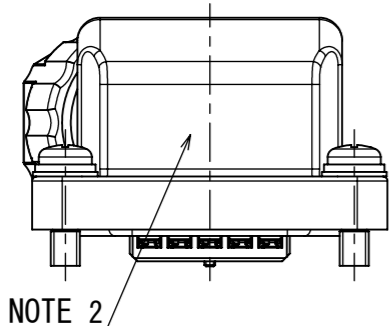
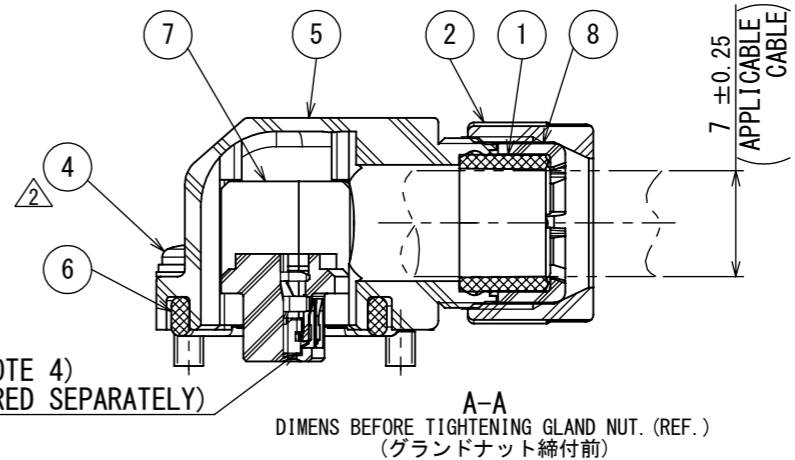
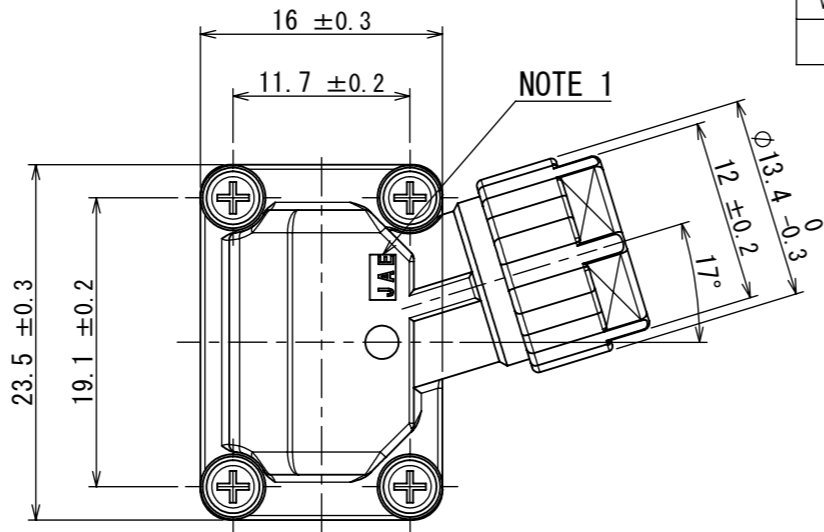
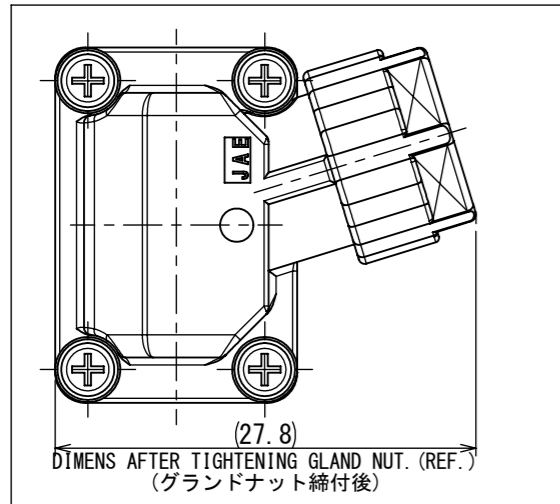


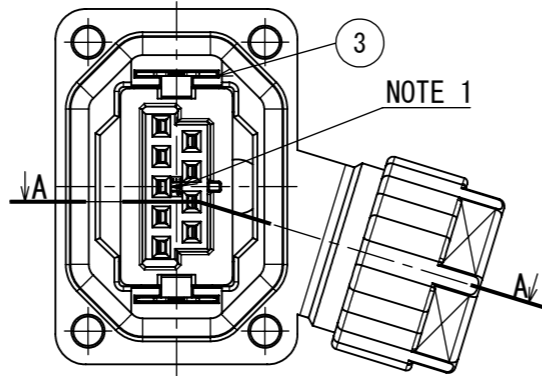
SJ121270
(図面番号)(DRAWING NO.)

| 版数 VER. | 年月日 DATE | CN NO. | 変更内容 DESCRIPTION | 製図 DR. | 担当 CHK. | 査閲 APPD. | 承認 APPD. |
|------------|-------------|--------|-----------------------------|-----------|------------|-------------|-------------|
| 2 | 03/OCT/2023 | 051638 | SCREW CHANGE (HEXAGON→PLUS) | — | T. SUZUKI | — | H. EBIHARA |



SPECIFICATION
RATED CURRENT : 1A MAX. (PER CONTACT)
RATED VOLTAGE : 100VAC MAX. (WITH UL, TUV, ORDINARY SPECIFICATIONS)
(OVER VOLTAGE CATEGORY: II)
(POLLUTION DEGREE: 2)


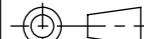
仕様
定格電流 : 1A以下 (1芯当り)
定格電圧 : 100VAC以下 (UL, TUV, 一般仕様対応)
(過電圧範疇Ⅱ、汚染度2)



| | | | | | |
|---|-------------|---|------------------|---|-----------------------------|
| 8 | CABLE CLAMP | 1 | SYNTHETIC RESIN | — | COLOR: WHITE |
| 7 | INSULATOR | 1 | SYNTHETIC RESIN | — | COLOR: NATURAL |
| 6 | GASKET | 1 | SYNTHETIC RUBBER | — | COLOR: BRICK RED |
| 5 | HOOD | 1 | SYNTHETIC RESIN | — | COLOR: BLACK |
| 4 | SCREW | 4 | STAINLESS STEEL | — | M2 SPRING & PLAIN WASHER |
| 3 | SPRING | 2 | STAINLESS STEEL | — | |
| 2 | GLAND NUT | 1 | SYNTHETIC RESIN | — | COLOR: BLACK |
| 1 | BUSHING | 1 | SYNTHETIC RUBBER | — | COLOR: BRICK RED |

NOTE 1. THE COMPANY LOGO “JAE” ARE MARKED AS INDICATED.
2. THE PRODUCT LOT NUMBER ARE MARKED AS INDICATED.
3. FOR PREVENTION OF FALES ASSEMBLING, INCORPORATE THE INSULATOR IN ONLY THE DIRECTION OF THE ILLUSTRATION.
4. CONTACTS ARE SOLD SEPARATELY.

注1. 図示の位置に社名を表示する。
2. 図示の位置にロットNo. を表示する。
3. 誤組立防止の為、インシュレータは図示の方向にのみ組込むことができる。
4. コンタクトは別売り品である。

| | | | | | | | |
|-------------------------------------------------|-------------|------------------------------------|-------------|---------------------------------------------------------|---------------------------------------------------------------------------------------|-------------------------------------------------------------------------------------------------------------------------------------------------|-------------------|
| 仕様書 (SPECIFICATION) JACS-50124 JAHL-50124 | | 第1版 (ORIGINAL DATE) 25/FEB/2019 | | 尺度 (SCALE) 2:1 | シリーズ (SERIES) JN13 | 日本航空電子工業株式会社  JAPAN AVIATION ELECTRONICS INDUSTRY, LTD. | SIZE A3 |
| | | 製図 DR. | — | | | | |
| 一般公差 (GENERAL TOLERANCE) | | 担当 CHK. | T. NAKAMURA | 名称 (TITLE) JN13FD09SN2 ANGLE PLUG (9 CONTACTS) |  | 図面番号 (DRAWING NO.) SJ121270 | 版数 (VER.) 2 |
| 寸法 (DIMENSION) | 角度 (ANGLES) | 査閲 APPD. | T. SUZUKI | | | | |
| ±0.8 | ×° ±2° | 承認 APPD. | H. EBIHARA | | | | |
| × ±0.4 | ×°×' ± | 単位 (UNIT) : mm | | | | | |
| ×× ±0.1 | | シート (SHEET NO.) 1 OF 1 | | 質量 (MASS) — | | | |
| ××× ± | | | | | | | |