

9699Z1RS

(ON DRAWING) 台異異図

注1. ケーブル端末未加工。  
注2. 図示の位置にマーキングを行う。

NOTE1. RAW CABLE TERMINAL  
NOTE2. Marking at this place.

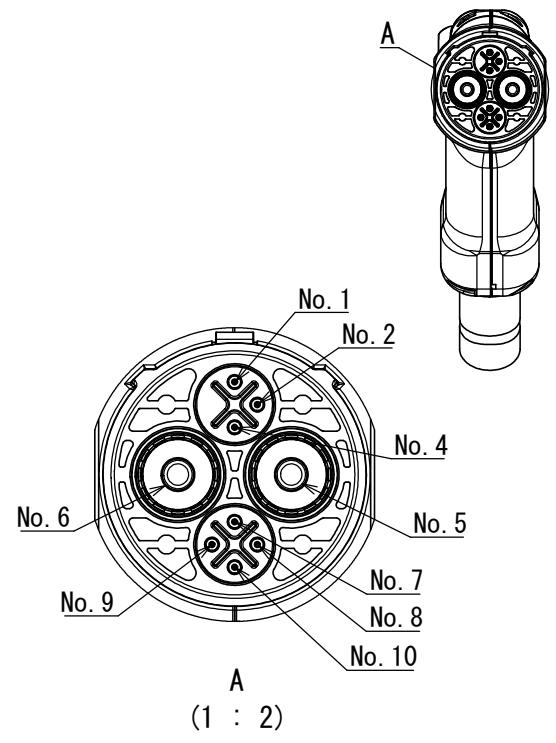
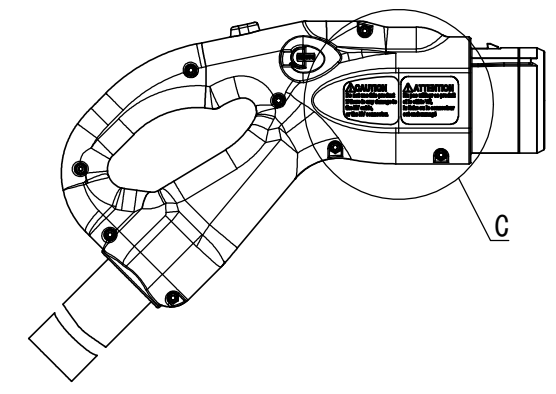
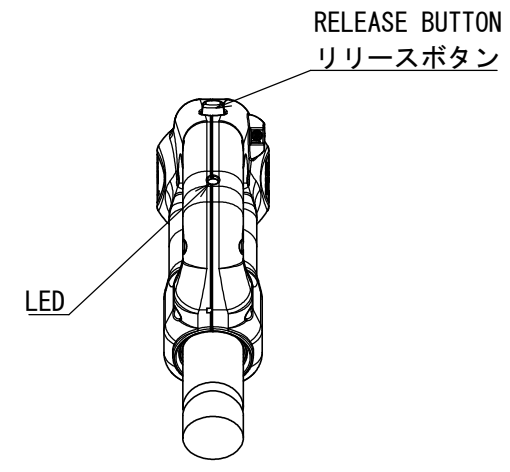
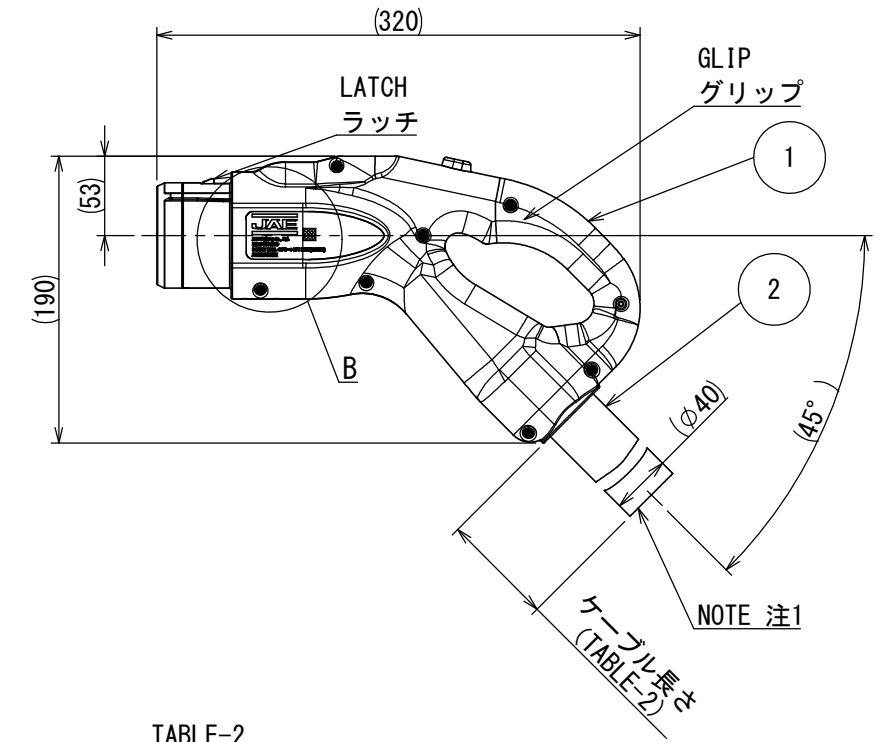
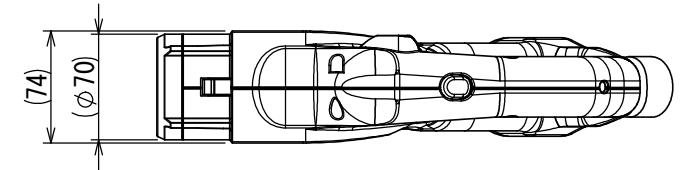


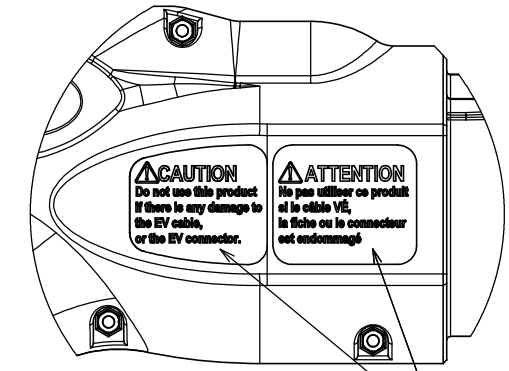
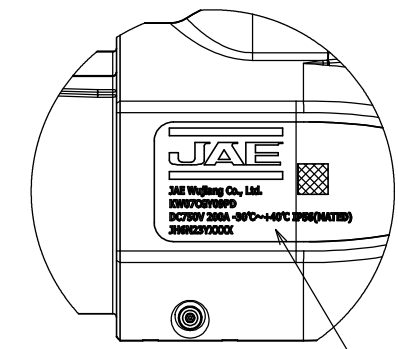
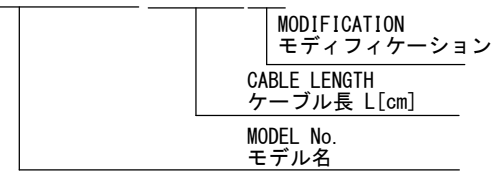
TABLE-1  
WIRING TABLE 配線表

No.	SIZE	WIRE COLOR	NOTE
1	AWG18	Red	Protective conductor
2	AWG18	Orange	Charge sequence signal 1
3	(EMPTY)	—	—
4	AWG18	White/Black	Vehicle charge permission
5	AWG2/0	Blue	DC (-)
6	AWG2/0	Black	DC (+)
7	AWG18	Orange/White	Connector proximity detection
8	AWG18	Gray	CAN-H
9	AWG18	Violet	CAN-L
10	AWG18	White	Charge sequence signal 2
-	AWG18	Green	LED (+)
-	AWG18	Pink	LED (-)
-	AWG18	Red/White	RTD SENSOR FOR DC (+)
-	AWG18	Pink/White	RTD SENSOR FOR DC (+)
-	AWG18	Blue/White	RTD SENSOR FOR DC (-)
-	AWG18	Violet/White	RTD SENSOR FOR DC (-)

TABLE-2  
CABLE LENGTH ケーブル長

PARTS NUMBER 品名	CABLE LENGTH ケーブル長 [mm]
KW07CGY09PDL0300JH	3000 +180/0
KW07CGY09PDL0350JH	3500 +210/0
KW07CGY09PDL0400JH	4000 +240/0
KW07CGY09PDL0450JH	4500 +270/0
KW07CGY09PDL0500JH	5000 +300/0
KW07CGY09PDL0550JH	5500 +330/0
KW07CGY09PDL0600JH	6000 +360/0
KW07CGY09PDL0650JH	6500 +390/0
KW07CGY09PDL0700JH	7000 +420/0
KW07CGY09PDL0750JH	7500 +450/0
KW07CGY09PDL0800JH	8000 +480/0

DESUGNATION 命名法  
KW07CGY09PDLXXXXJH



2	CABLE	1	—	—	TABLE-1
1	CONNECTOR	1	—	—	—
符号 NO.	名 称 DESCRIPTION	個 数 QTY.	材 料 MATERIAL	仕 上 FINISH	備 考 REMARKS

仕様書 (SPECIFICATION) JACS-40257 JABL-40256、JABL-40256-01		第1版 (ORIGINAL DATE) 26/OCT/2023		尺度 (SCALE) 1:5		シリーズ (SERIES) KW07C		日本航空電子工業株式会社	
一般公差 (GENERAL TOLERANCE) 寸法 (DIMENSION) ±0.8 × ±0.4 ×× ±0.1 ××× ±		角度 (ANGLES) ×° ± ×°×' ± 単位 (UNIT) : mm		製図 DR. —		担当 CHK. S. YAMASHITA		名称 (TITLE) KW07CGY09PDLXXXXJH	
				査閲 APPD. K. KUGOU		承認 APPD. T. OYAKE		シートの番号 (DRAWING NO.) SJ126696	
				シートの枚数 (SHEET NO.) 1 OF 1		質量 (MASS) —		図面番号 (DRAWING NO.) SJ126696	
								版数 (VER.) 1	

DGF-G-212J (20.07)

