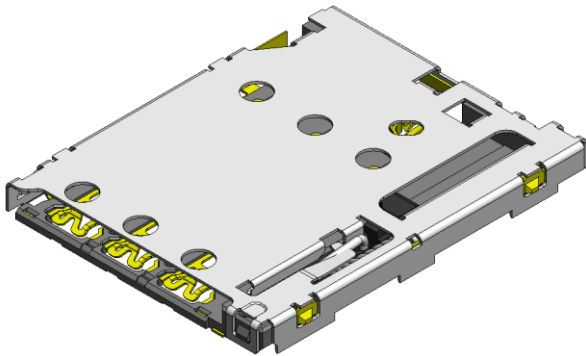


nanoSIM Card Connector
SF72 Series

CONNECTOR
MB-0282-4
Dec.2024

RoHS Compliant



Along with the recent advancement of IoT and commercialized 5G services, various devices have become wirelessly connected, and nano SIM (4FF SIM) cards are commonly installed in small devices such as smartphones and tablet terminals.

Due to the progress of electrification (EV) and higher functionality of automobiles, they are also being equipped with wireless WAN capabilities to allow software updates, providing WiFi connectivity to passengers, and other use cases. To meet this demand, we have evaluated the SF72 Series of nano SIM (4FF) card-compatible push-push-type connectors against automotive specifications, including high-temperature environments of 125°C.

(SIM : Subscriber Identify Module)

Application

Smartphone, Tablets, notebook PCs, audio visual equipment, and others

*Not Compatible with IATF

Features

- Smallest-in-class dimensions including height --- 1.25mm height, 11.2mm width, and 14.35mm depth.
- Good operability with enlarged card eject length (3.9mm).
- Card mis-insertion measure that does not lock if card is mis-inserted.
- Contact structure that prevents them from being damaged if a card is inserted at an angle.
- Buckling-free contact structure for cards with gaps or uneven surfaces.
- Card detection switch (normal open).
- EMI countermeasure --- balanced 8 hold-down points.
- Supports automated mounting --- supplied in embossed tape.

General Specifications

Number of Contacts	6 positions
Contact Resistance	100mΩ max. (initial)
Dielectric Withstanding Voltage	AC 500Vr.m.s. (per minute)
Insulation Resistance	1,000MΩ min. (initial)
Durability	5,000 times
Operating Temperature Range	-25 deg. C to +85 deg. C (General Item) -40 deg. C to +125 deg. C (Automotive spec tested product)
Rated Current	0.5A Max.
Rated Voltage	10V Max.

Materials and Finishes

Component	Materials	Finishes
Signal Contact D-SW Contact	Copper alloy	Au plating over Ni (contact area) Au flash plating over Ni (terminal area)
Housing	Synthetic resin	
Cover	Stainless steel	Au flash plating (Terminal area only)
Eject Bar	Synthetic resin	
Spring	Stainless steel	
Cam Follower	Stainless steel	

Ordering Information

SF72 S 006 V B D R****

Series: SF72

Connector Type
S: NON-ZIF structure

Number of Contacts: 6 pos.

Reeled Part Number (Note1)
(R2500)

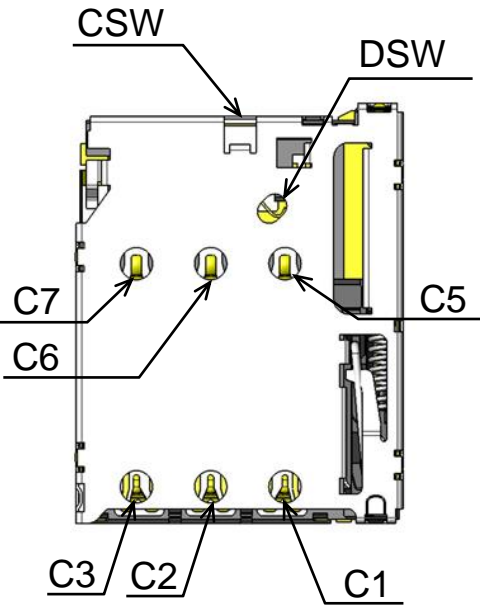
Modification Code
D: Product with improved vacuum nozzle flexibility and countermeasure for cards having a notch on the top edge

Plating Specification
B: Au / Au flash plating

Connection Type
V: With Hold-down for SMT mounting

Note 1) An embossed tape reel contains 2,500 pieces
Please contact us for details on embossed tape specifications.

Pin Assignment

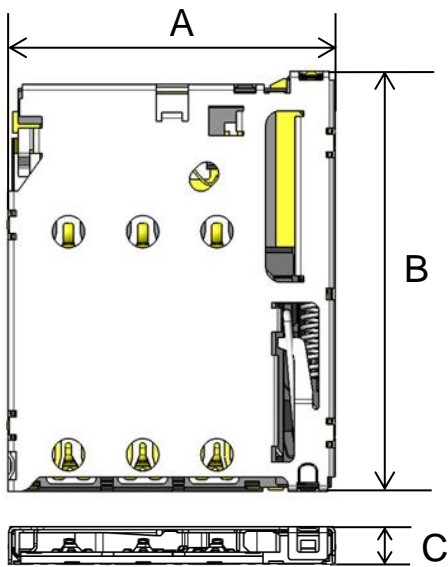


Number	Signal Name
C1	Vcc
C2	RST
C3	CLK
C5	GND
C6	Vpp
C7	I/O

Detection Switch Circuit

Card Condition	Without Card	With Card
DSW		

Outer Dimensions



Unit: mm

Part Number	A	B	C
SF72S006VBD	11.20	14.35	1.25

Part Numbers and Product Drawings

Part Number	Drawing Number	Specifications	Handling Instructions
SF72S006VBDR2500	SJ117561 (Individual Product)	JACS-11019 (General Item)	JABL-11019
	SJ117562 (Reeled Product)	JACS-11519 (Automotive spec tested product)	

Notice:

1. The values specified in this brochure are only for reference. The products and their specifications are subject to change without notice. Contact our sales staff for further information before considering or ordering any of our products.
For purchase, a product specification must be agreed upon.

2. Users are requested to provide protection circuits and redundancy circuits to ensure safety of the equipment, and sufficiently review the suitability of JAE's products to the equipment.

3. The products presented in this brochure are designed for the uses recommended below.
We strongly suggest you contact our sales staff when considering use of any of the products in any other way than the recommended applications or for a specific use that requires an extremely high reliability.

(1) Applications that require consultation:

(i) Please contact us if you are considering use involving a quality assurance program that you specify or that is peculiar to the industry, such as:
Automotive electrical components, train control, telecommunications devices (mainline), traffic light control, electric power, combustion control, fire prevention or security systems, disaster prevention equipment, etc.

(ii) We may separately give you our support with a quality assurance program that you specify, when you think of a use such as :
Aviation or space equipment, submarine repeaters, nuclear power control systems, medical equipment for life support, etc.

(2) Recommended applications include:
Computers, office appliances, telecommunications devices (terminals, mobile units), measuring equipment, audiovisual equipment, home electric appliances, factory automation equipment, etc.