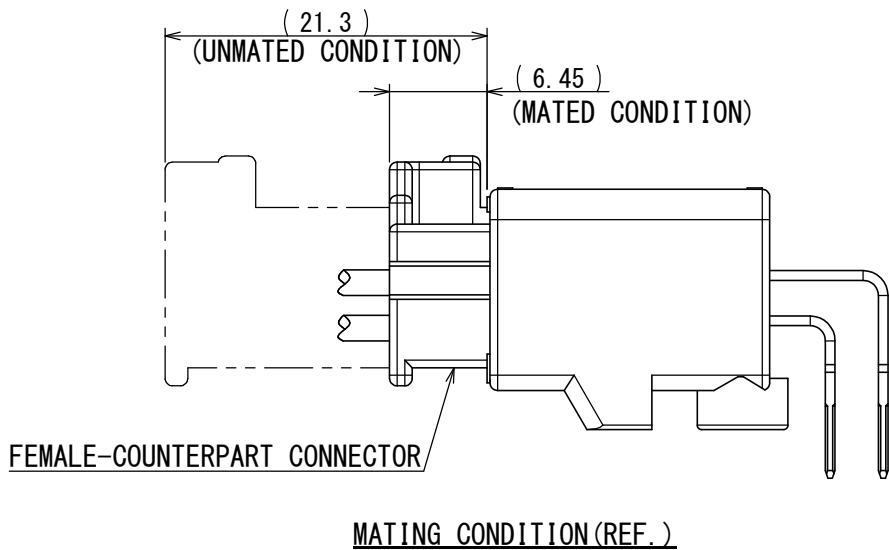
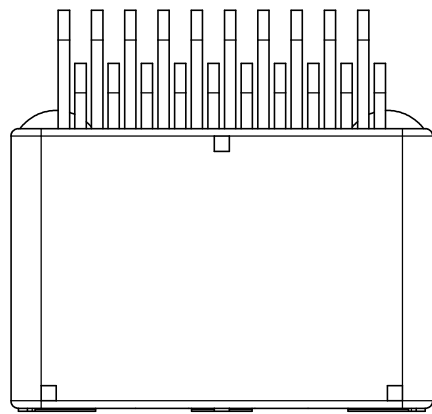
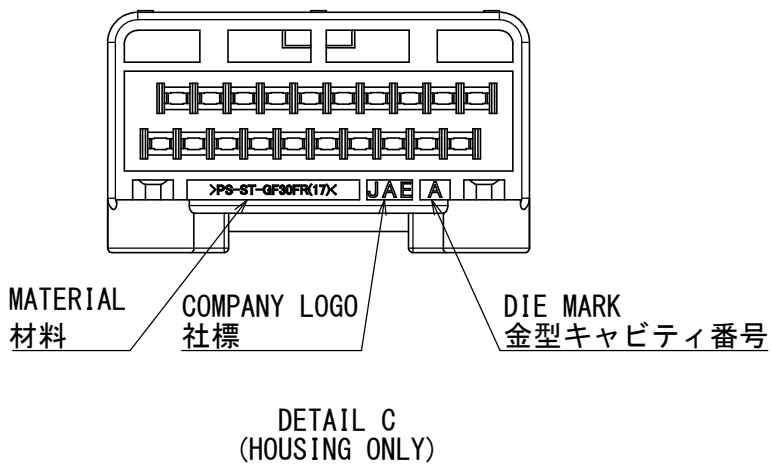
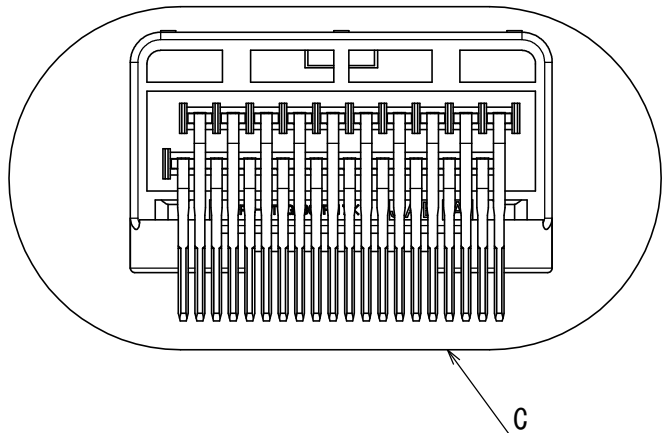
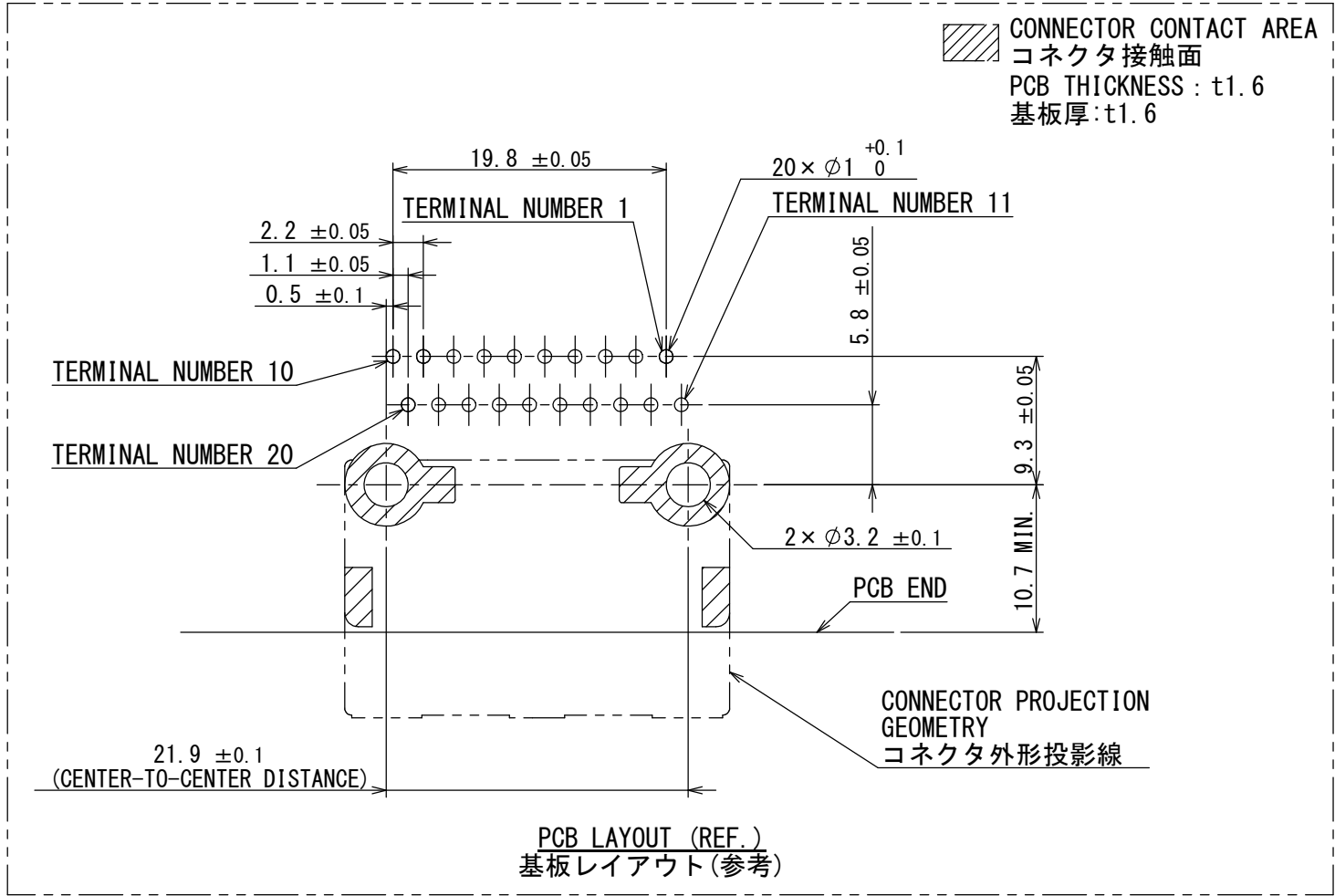
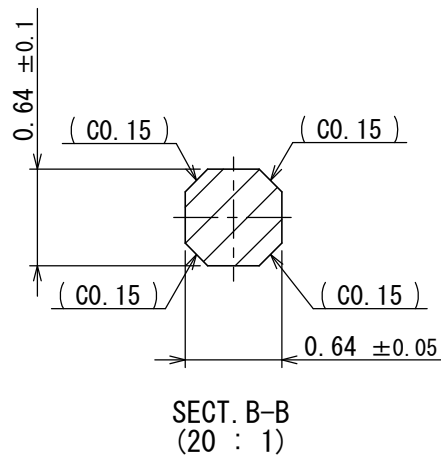
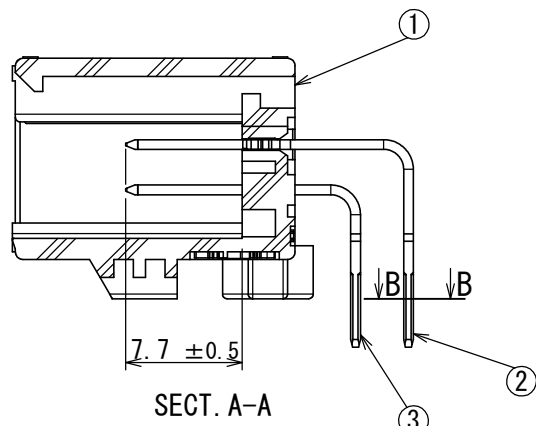
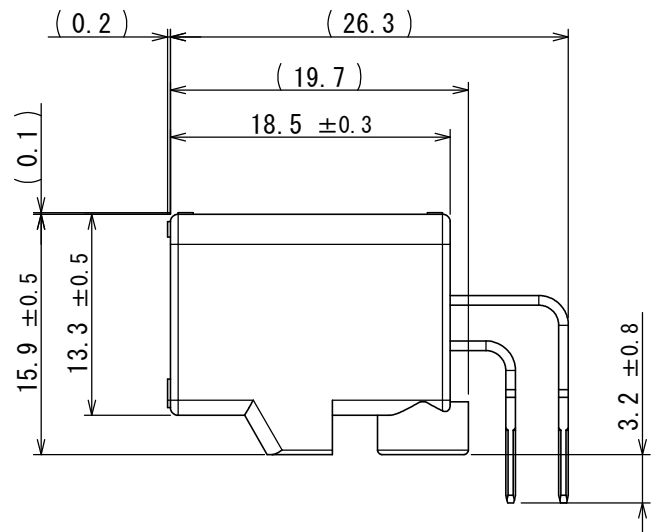
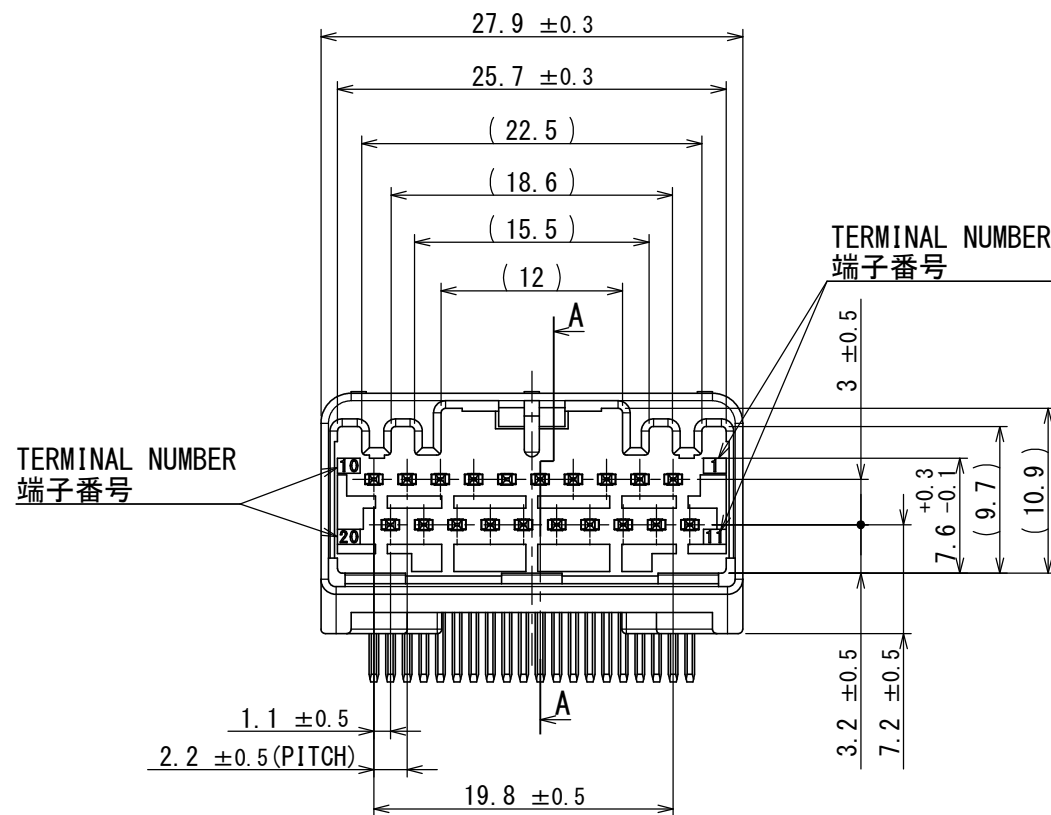


版数 VER.	年月日 DATE	CN NO.	変更内容 DESCRIPTION	製図 DR.	担当 CHK.	査閲 APPD.	承認 APPD.
2	28/OCT/2019	031832	CHANGE JAHL No.	—	M. WATANABE	K. HASEBE	Y. WATANABE
3	19/OCT/2020	036219	CHANGE APPLICABLE SCREW	S. YAMAGUCHI	M. SHIMOMURA	Y. YAMADA	Y. WATANABE



MATING CONDITION(REF.)



- △ NOTE1. APPLICABLE SCREW : CROSS RECESSED TAPPING SCREW, TYPE B, 3×6
2. THIS ITEM'S MOLDING MATERIAL IS UL94 V-0 FLAMMABILITY STANDARD.
- 注 1. 推奨取付ネジ 十字穴付なベタタッピンネジ B タイプ 3×6
2. 本製品の成形材は、燃焼性UL94 V-0です。

3	TERMINAL-L2	10	BRASS	PLATING:Sn	POST-PLATING
2	TERMINAL-L1	10	BRASS	PLATING:Sn	POST-PLATING
1	HOUSING	1	SPS-GF30 (NOTE2)		COLOR:BLACK

符号 NO.	名称 DESCRIPTION	個数 QTY.	材料 MATERIAL	仕上 FINISH	備考 REMARKS
仕様書 (SPECIFICATION) JACS-11205 JAHL-11205					
第1版 (ORIGINAL DATE) 19/APR/2018			尺度 (SCALE) 2:1		
製図 DR.			シリーズ (SERIES) MX84		
担当 CHK.			名称 (TITLE) MX84B020NF1		
査閲 APPD.			一般公差 (GENERAL TOLERANCE)		
承認 APPD.			寸法 (DIMENSION)		
シート (SHEET NO.)			質量 (MASS)		
1 OF 1			6.0g		



SIZE A2

版数 (VER.) 3