



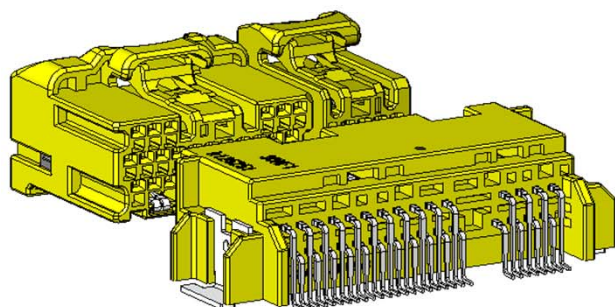
0.64 (025) Non-waterproof SRS Connector

CONNECTOR

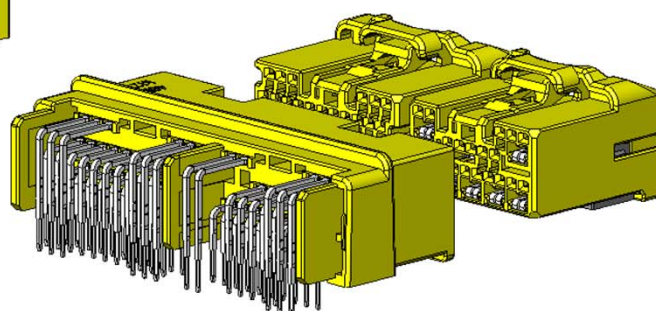
MB-0279-1

August 2014

MX57A/B Series



MX57A Series



MX57B Series

<<Outline>>

The non-waterproof MX57A/B Series connector for small and low-cost SRS ECU for light and compact cars has been developed.

The MX57A/B Series is more compact (transverse pitch between terminals: 2.2mm), and low-profile (height: 14.8mm) than our previous product.

It features a short circuit function to prevent accidental air-bag inflation and rupture.

Also, the same conventional reliability is ensured by using our existing 0.64 (025) socket terminal with proven results.

Features

- 2.2mm transverse pitch, staggered alignment, board-to-cable type.
- Number of contacts: MX57A Series 30 pos., MX57B Series 48 pos.
- Two-block product with due consideration for harness layout of automotive.
- The same conventional reliability is ensured by using our existing SRS non-waterproof 0.64(025) terminal as socket terminal.
- Short circuit function to prevent accidental airbag inflation and rupture with the static electricity of the squib line.
- Connector mating condition can be electrically detected.
- Using a resin material that is compatible with reflow.
- Random Au plating is possible. (Please contact us for further information.)

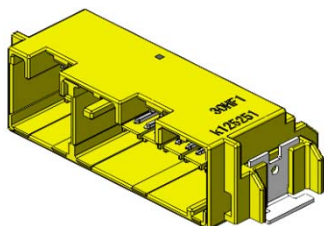
General Specifications

- No. of Contacts: MX57A Series: 30 pos. (signal: 26 pos. + mating detection: 4 pos.)
MX57B Series: 48 pos. (signal: 44pos. + mating detection: 4 pos.)
- Contact Resistance: 5mΩ max. (initial: signal terminal)
- Operating Temperature: -40 Deg. C to + 80 Deg. C
- Maximum Operating Temperature: 120 Deg. C (ambient temperature + temperature rise by current carrying)
- Applicable Wire: AVSS 0.3, AVSS 0.5, AVSSX 0.5f
- Board Mounting Method: MX57A Series, SMT
MX57B Series, Though-hole

Structures / Materials and Finishes

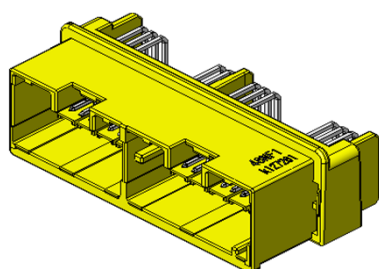
■Pin Header

MX57A Series



Component	Material and Finish
Pin Housing	40% GF PPS
Pin Terminal	Brass / Sn Plating
Hold-down	Brass / Sn Plating

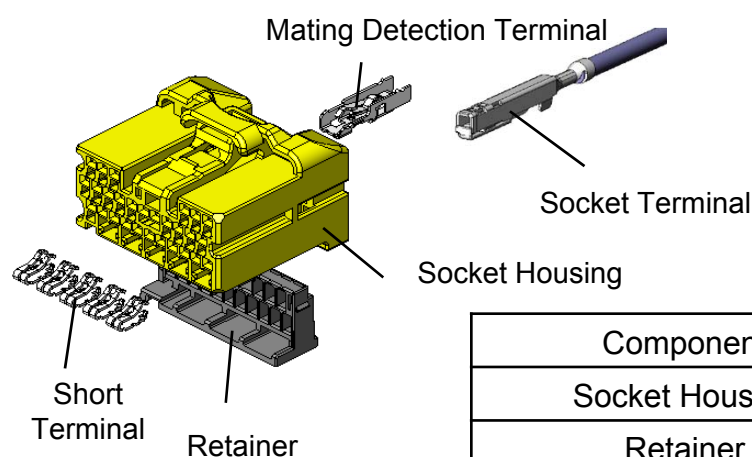
MX57B Series



Component	Material and Finish
Pin Housing	40% GF PPS
Pin Terminal	Brass / Sn Plating

■Socket Housing

0.64 (025)Socket Terminal



Component	Material and Finish
Socket Housing	PPE + PA66
Retainer	PPE + PA66
Short Terminal	Copper alloy / Sn Plating
Mating Detection Terminal	Copper alloy / Sn Plating
Socket Terminal	Copper alloy / Sn Plating

Connector Mating Combinations (for Reference)

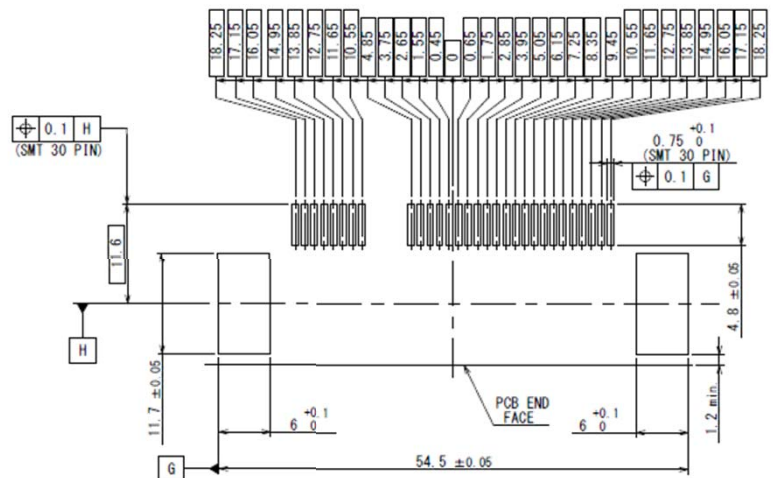
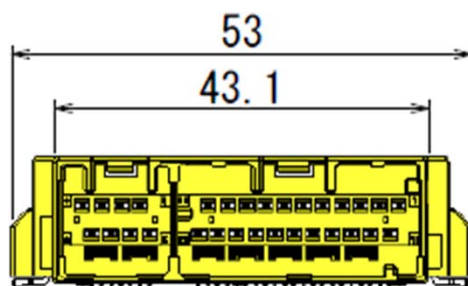
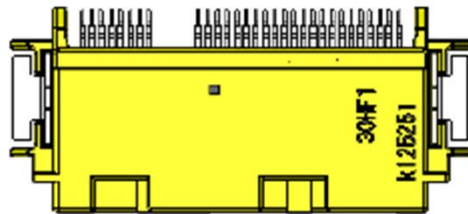
		Socket Housing		
		MX57008SF*	MX57020SF*	MX57028SF*
Pin Header	MX57A	○		○
	MX57B		○	○

Product Drawing

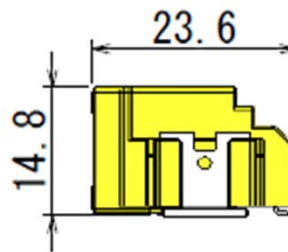
■Pin Header

Part Number: MX57A030HF1

SJ Drawing No.: SJ111362



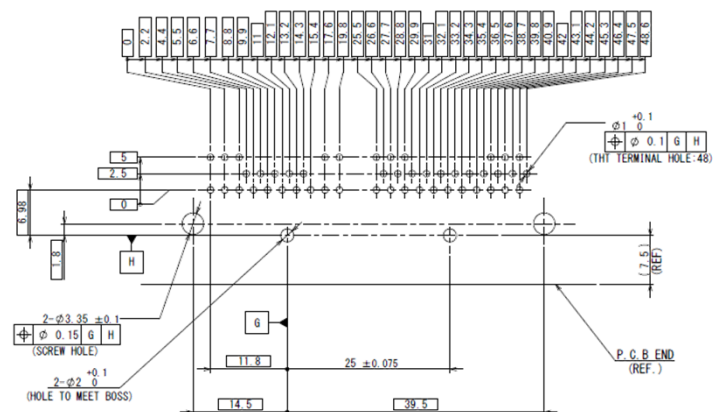
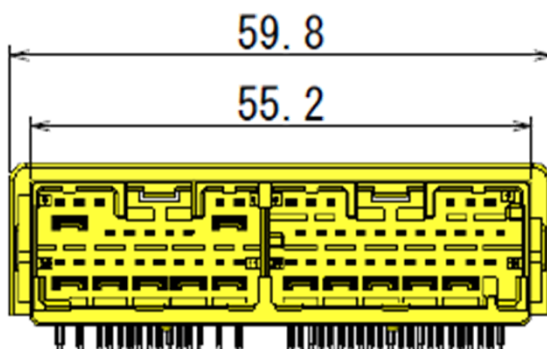
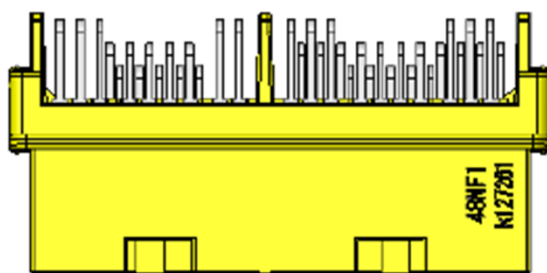
Recommended board pattern
(Reference)



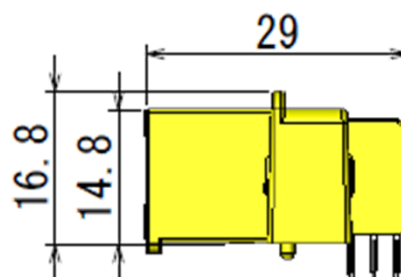
■Pin Header

Part Number: MX57B48NF1

SJ Drawing No.: SJ111364



Recommended board pattern
(Reference)



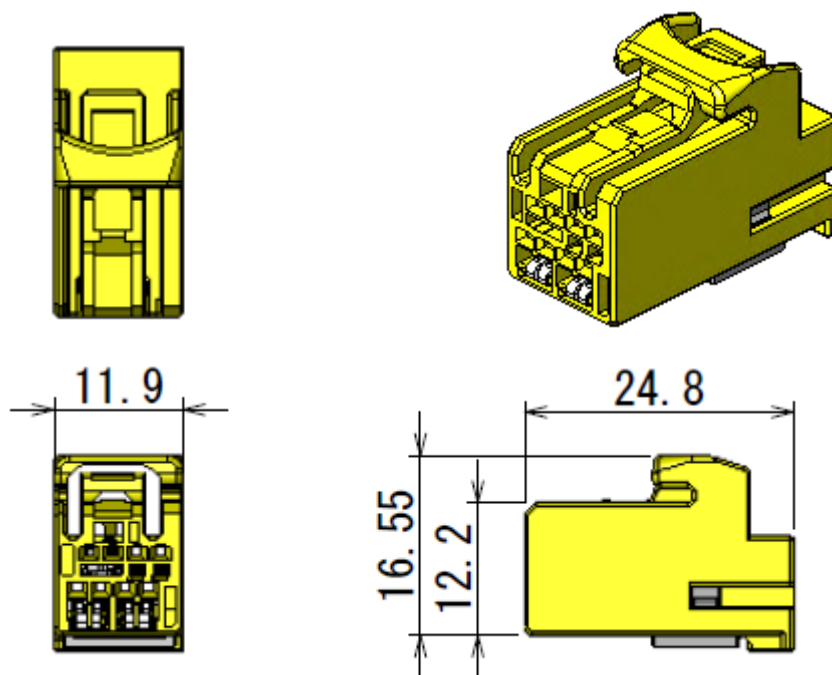
Product Drawing

■Socket Housing (Available in other number of short terminals.)

Part Number: MX57008SF1

SJ Drawing No.: SJ111371

Number of Short Terminals: 2 pos.

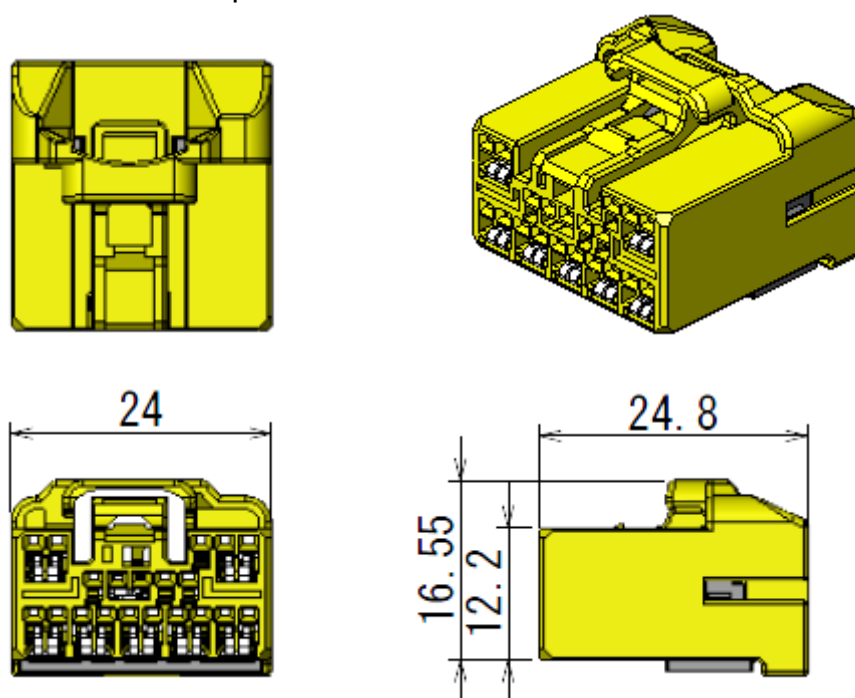


■Socket Housing (Available in other number of short terminals.)

Part Number: MX57020SF2

SJ Drawing No.: SJ111370

Number of Short Terminals: 7pos.

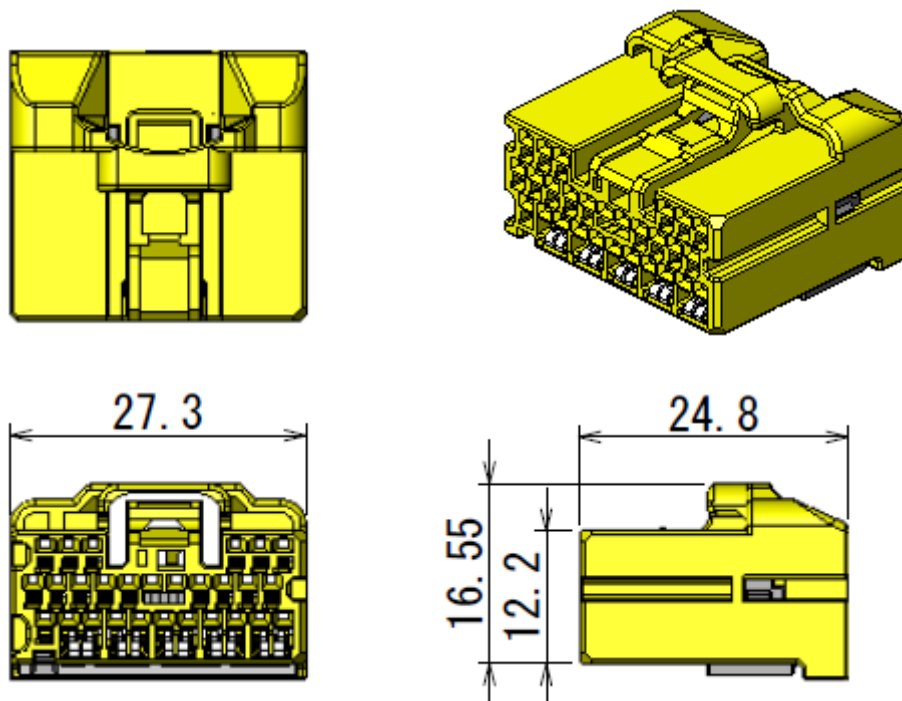


■Socket Housing (Available in other number of short terminals.)

Part Number: MX57028SF3

SJ Drawing No.: SJ111368

Number of Short Terminals: 5 pos.



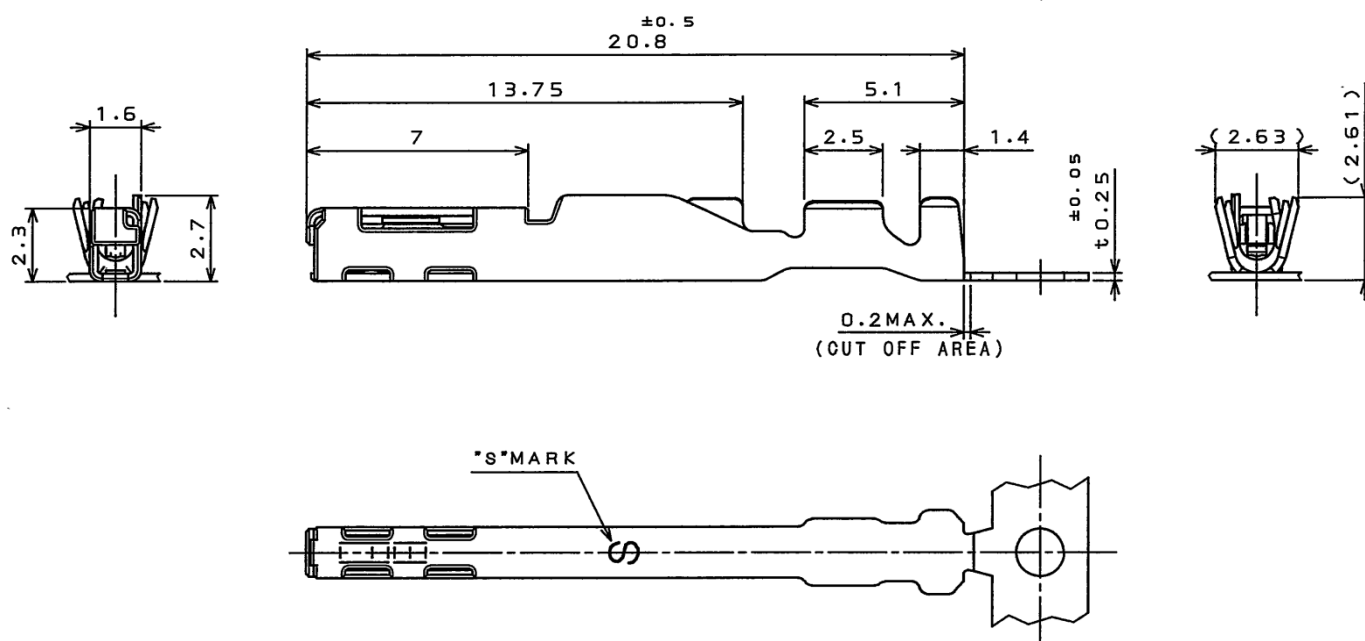
* Only MX57A Series uses the lower 2 rows only.

■0.64 (025) Socket Terminal (Available in other wire size.)

Part Number: M37S07K4F4

SJ Drawing No.: SJ109952

Wire Size: AVSS 0.3



Product List

	Part Numbers	SJ Drawings	Remarks
Pin Header	MX57A30HF1	SJ111362	30 pos. SMT
	MX57B48NF1	SJ111364	48 pos. Through-hole
Socket Housing	MX57008SF1	SJ111371	2 Short Terminals
	MX57020SF2	SJ111370	7 Short Terminals
	MX57028SF3	SJ111368	5 Short Terminals
Socket Terminal	M37S07K4F3	SJ101588	AVSS 0.5
			AVSSC 0.5f
			AVSSX 0.5f
			TVSSX 0.5f
	M37S07K4F4	SJ109952	AVSS 0.3

* Part Number of the Socket Housing (for each number of contacts) will change due to the number of the short terminals.
Please contact us for more information.

Specifications

MX57A Series: JACS-10927
MX57B Series: JACS-10979

Crimping Tool and Others

Semi Automatic Applicator: 3502-MX37S-2
Extraction Tool: ET-MX57-1

Notice:

1. The values specified in this brochure are only for reference. The products and their specifications are subject to change without notice. Contact our sales staff for further information before considering or ordering any of our products.
For purchase, a product specification must be agreed upon.

2. Users are requested to provide protection circuits and redundancy circuits to ensure safety of the equipment, and sufficiently review the suitability of JAE's products to the equipment.

3. The products presented in this brochure are designed for the uses recommended below.
We strongly suggest you contact our sales staff when considering use of any of the products in any other way than the recommended applications or for a specific use that requires an extremely high reliability.

(1) Applications that require consultation:

(i) Please contact us if you are considering use involving a quality assurance program that you specify or that is peculiar to the industry, such as:

Automotive electrical components, train control, telecommunications devices (mainline), traffic light control, electric power, combustion control, fire prevention or security systems, disaster prevention equipment, etc.

(ii) We may separately give you our support with a quality assurance program that you specify, when you think of a use such as :

Aviation or space equipment, submarine repeaters, nuclear power control systems, medical equipment for life support, etc.

(2) Recommended applications include:

Computers, office appliances, telecommunications devices (terminals, mobile units), measuring equipment, audiovisual equipment, home electric appliances, factory automation equipment, etc

Japan Aviation Electronics Industry, Limited

Product Marketing Division

Aobadai Building, 3-1-19, Aobadai, Meguro-ku, Tokyo 153-8539

Phone: +81-3-3780-2882 FAX: +81-3-3780-2946

* The specifications in this brochure are subject to change without notice. Please contact JAE for information.