



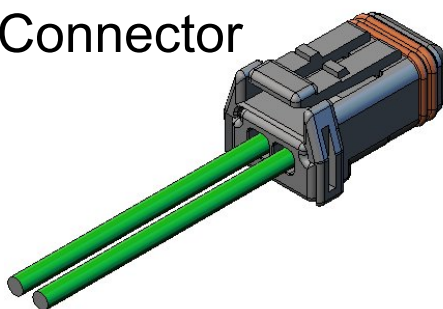
# MX19A Series

CONNECTOR

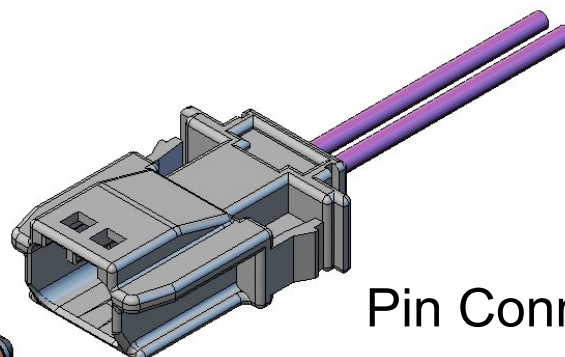
MB-0313-1

September 2016

Socket Connector



Pin Connector



The MX19A Series is a variation of the compact inline MX19 Series connectors which are ideal for a wide range of automotive and industrial applications. The MX19A Series variation is a connector compatible with European standard 0.35sq electrical wire.

## Features

- European standard electrical wire FLRY-B 0.35sq compatible.
- Automotive compact inline connector.
- Mechanical lock system ensures complete and secure mating.
- Rear cover protects the grommet from damage at terminal insertion, withstands cable flaps, and improves waterproof reliability.

## General Specifications

- Number of Contacts: 2
- Contact Resistance: 10mΩ max.
- Dielectric Withstanding Voltage:  
AC1000Vr.m.s for 1 minute
- Rated Current: 5A
- Insulation Resistance: 100MΩ min.
- Waterproof: JIS D 0203 S1 compliant

- Operating Temperature: -40 Deg. C + 85 Deg. C  
(Including conduction temperature rise)

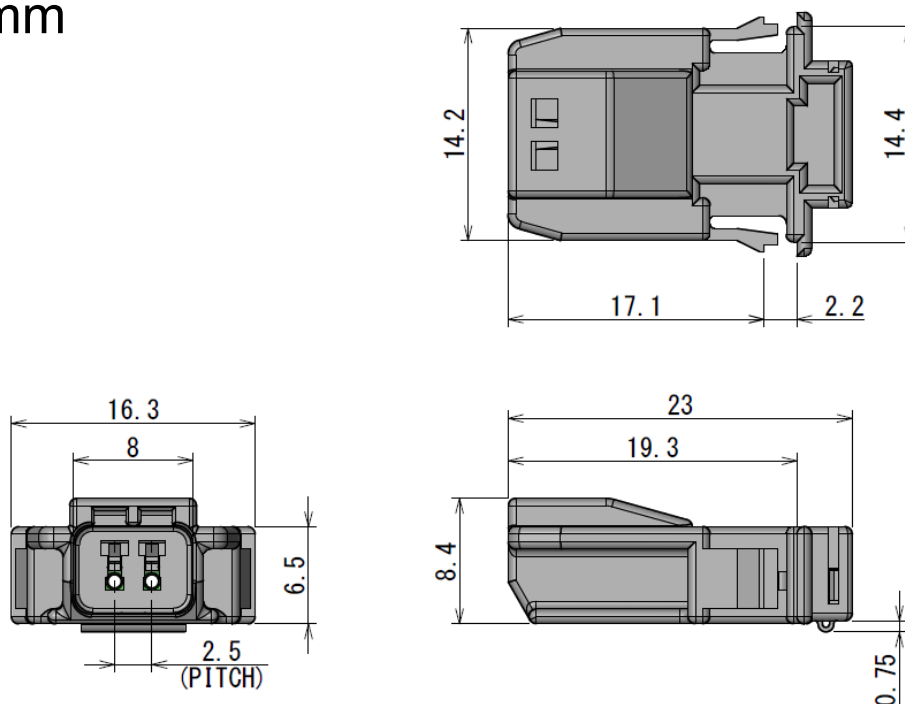
### ■ Applicable Cable:

Power Supply Type	FLRY-B 0.35
Conductor Cross-sectional Area	0.35mm <sup>2</sup>
Outer Cable Diameter	Φ 1.2~1.4

## Outer Dimensions

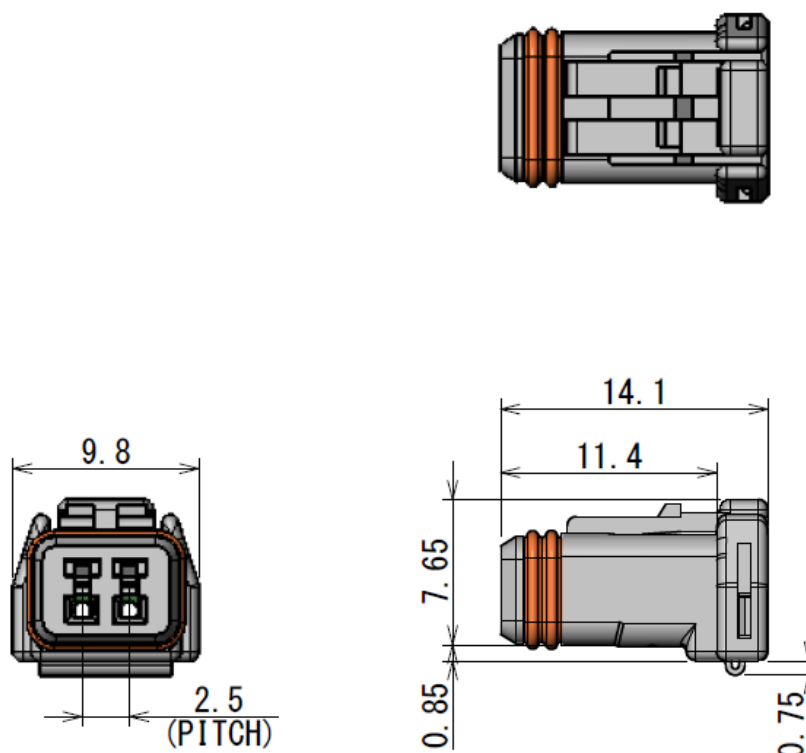
# ■ Pin Housing MX19A002P53 (Drawing Number SJ115452)

Unit: mm



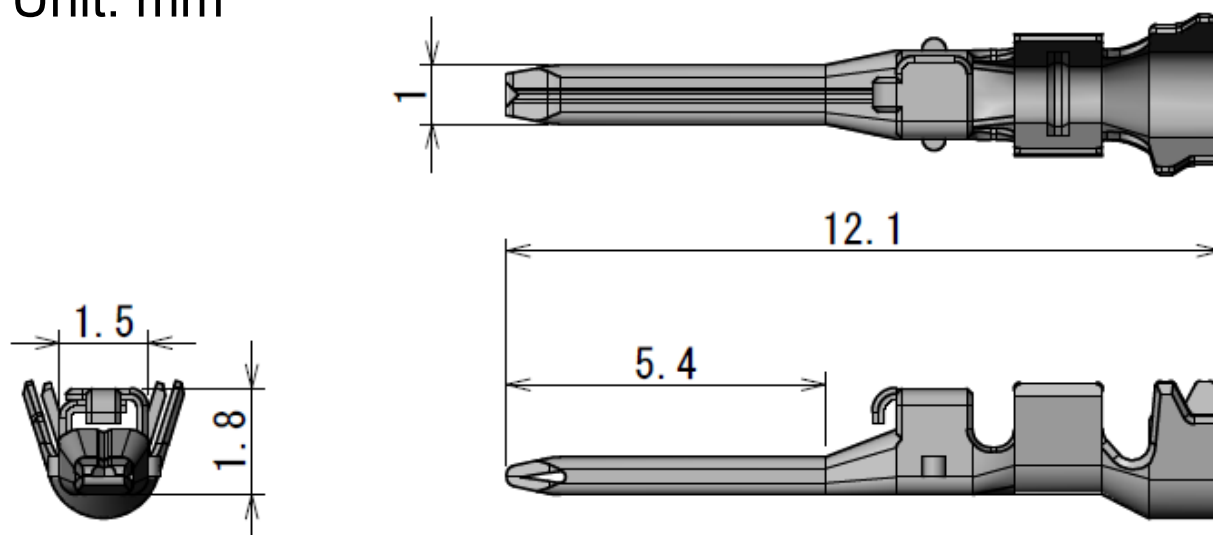
# ■ Socket Housing MX19A002S53 (Drawing Number: SJ115453)

Unit: mm



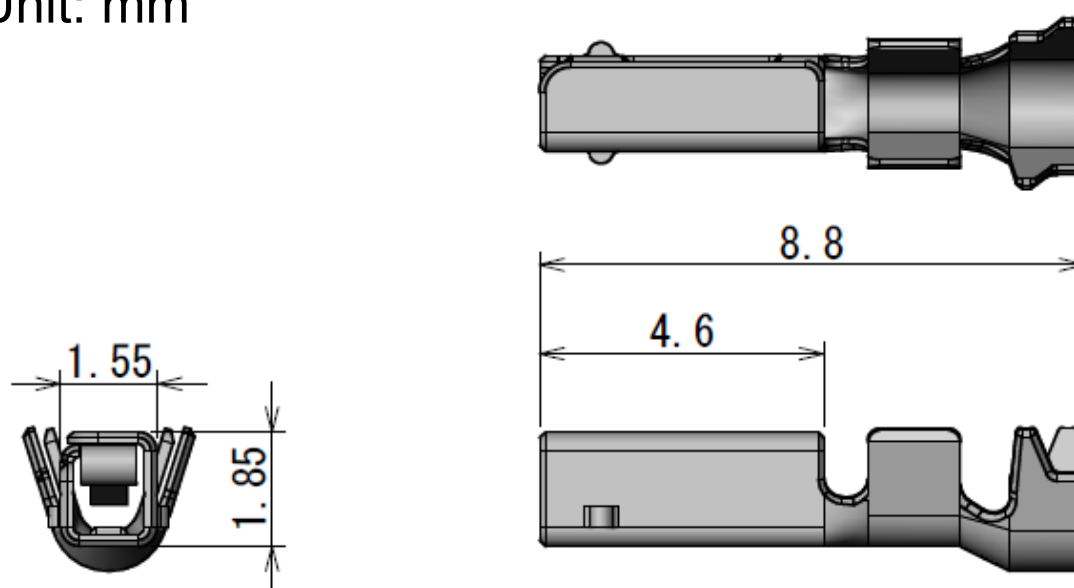
■ Pin Contact MX19P10K451  
(Drawing Number: SJ033541)

Unit: mm



■ Socket Contact MX19S10K451  
(Drawing Number: SJ033542)

Unit: mm



## Materials and Finishes

### ■ Pin Connector

Component	Material / Finish
Insulator	PBT (Gray)
Contact	Copper alloy
Grommet	Silicone Rubber (Green)

### ■ Socket Connector

Component	Material / Finish
Insulator	PBT (Gray)
Contact	Copper alloy
Grommet	Silicone Rubber (Green)
Seal Ring	Silicone Rubber (Brown)

## Applicable Contacts

### ▪ Pin Contact

Part Number: MX19P10K451; Drawing Number: SJ033541

### ▪ Socket Contact

Part Number: MX19S10K451; Drawing Number: SJ033542

## Other

Specifications: JACS-1594-1

### Notice:

1. The values specified in this brochure are only for reference. The products and their specifications are subject to change without notice. Contact our sales staff for further information before considering or ordering any of our products. For purchase, a product specification must be agreed upon.

2. Users are requested to provide protection circuits and redundancy circuits to ensure safety of the equipment, and sufficiently review the suitability of JAE's products to the equipment.

3. The products presented in this brochure are designed for the uses recommended below.

We strongly suggest you contact our sales staff when considering use of any of the products in any other way than the recommended applications or for a specific use that requires an extremely high reliability.

(1) Applications that require consultation:

(i) Please contact us if you are considering use involving a quality assurance program that you specify or that is peculiar to the industry, such as:

Automotive electrical components, train control, telecommunications devices (mainline), traffic light control, electric power, combustion control, fire prevention or security systems, disaster prevention equipment, etc.

(ii) We may separately give you our support with a quality assurance program that you specify, when you think of a use such as:

Aviation or space equipment, submarine repeaters, nuclear power control systems, medical equipment for life support, etc.

(2) Recommended applications include:

Computers, office appliances, telecommunications devices (terminals, mobile units), measuring equipment, audiovisual equipment, home electric appliances, factory automation equipment, etc.

## **Japan Aviation Electronics Industry, Limited**

Product Marketing Division

Aobadai Building, 3-1-19, Aobadai, Meguro-ku, Tokyo 153-8539

Phone: +81-3-3780-2882 FAX: +81-3-3780-2946

\* The specifications in this brochure are subject to change without notice. Please contact JAE for information.