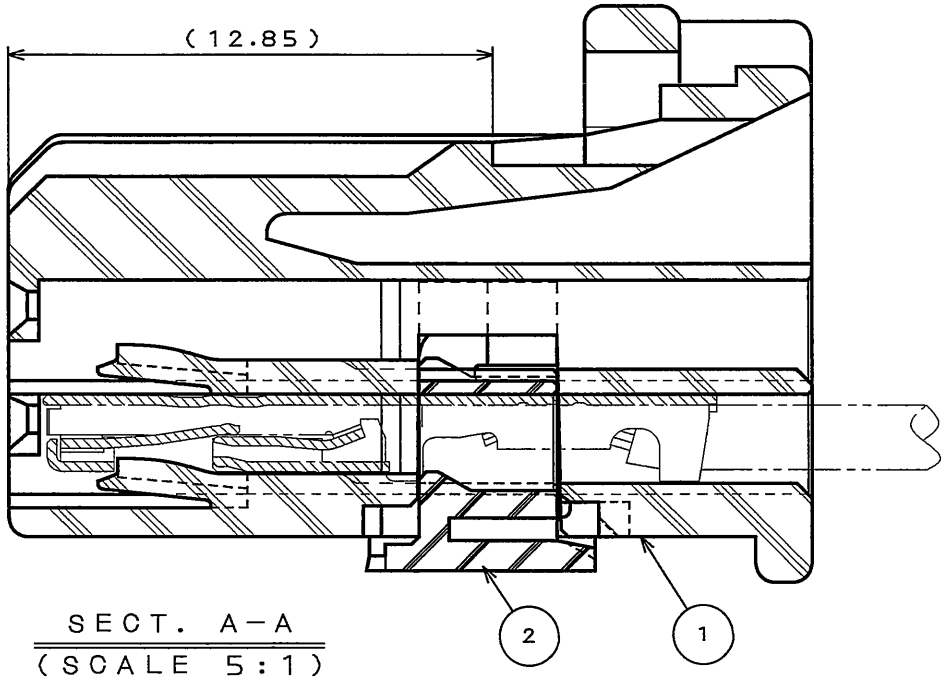
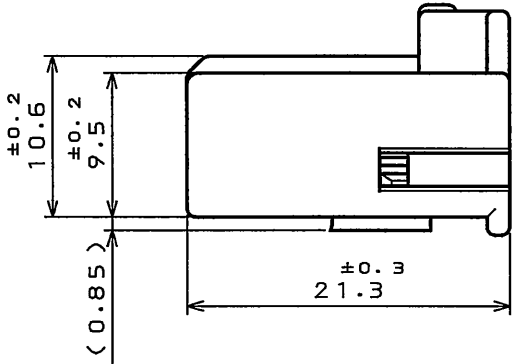
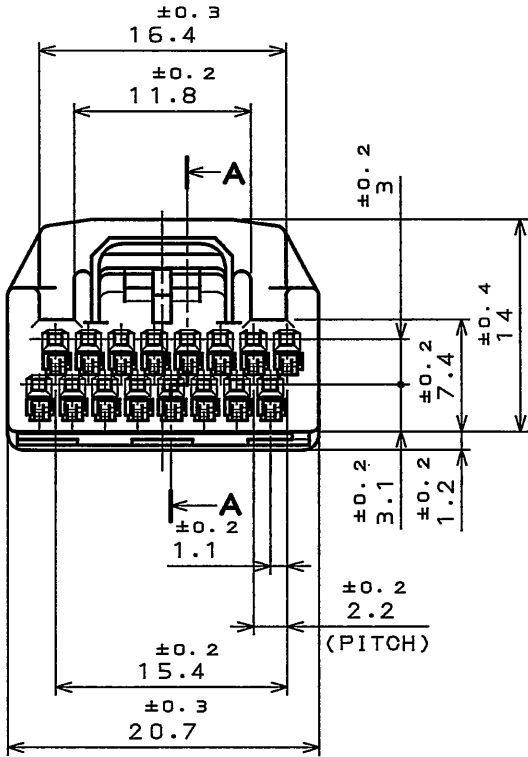
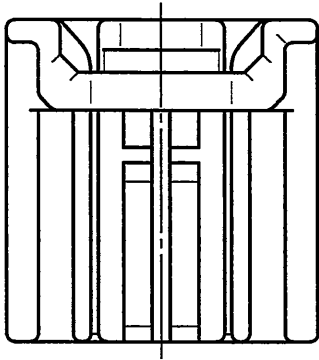


| 版数<br>REV. | 年月日<br>DATE | DCN NO. | 変更内容<br>DESCRIPTION                       | 製図<br>DR. | 担当<br>CHK. | 査閲<br>APPD. | 承認<br>APPD. |
|------------|-------------|---------|---|-----------|------------|-------------|-------------|
| 2          | 30.Sep.2008 | 066411  | CHANGE OF TERMINAL MATERIALS PLATING LIST |           | Y.WATANABE | K.MIYAMOTO  | T.KUME      |
| 3          | 14.Nov.2008 | 066892  | CHANGE OF TERMINAL MATERIALS PLATING LIST |           | Y.WATANABE | K.Miyamoto  | T.Kume      |

TABLE1: TERMINAL MATERIALS AND PLATING LIST (端子材料・メッキ設定コード表)

| CODE | PART TITLE | SJ No. | MATERIALS                      | PLATING     | APPLICABLE WIRE  |
|------|------------|--------|--------------------------------|-------------|--|
| S    | M34S75C4F1 | 038527 | HIGH CONDUCTIVITY COPPER ALLOY | TIN PLATING | CHFUS 0.22sq. AVSS 0.3sq. CHFUS 0.35sq. ALL CAVITIES CAN BE APPLIED. 全キャビティ対応                          |
| M    | M34S75C4F2 | 038528 | 高導電性銅合金                        | スズめっき       | CHFUS 0.5sq. AVSS 0.5sq. CAVS 0.5sq. CHFUS 0.75sq. CHFUS 0.75sq. ALL CAVITIES CAN BE APPLIED. 全キャビティ対応 |
| C    | M34S75C4F3 | 038747 |                                |             | CAN SD 0.35sq. FOUR BOTH ENDS CAVITIES CAN BE APPLIED. 両端4箇所のキャビティ対応                                   |
| L    | M34S75C4F4 | 038893 |                                |             | AVSS 0.85sq. CAVS 0.85sq. FOUR BOTH ENDS CAVITIES CAN BE APPLIED. 両端4箇所のキャビティ対応                        |
| X    | M34S75C4F5 | 109336 |                                |             | CHFUS 0.13sq. ALL CAVITIES CAN BE APPLIED. 全キャビティ対応  |



| 2   | RETAINER          | 1                                  | PPE+PA66 (ALLOY) |                          | COLOR: BLACK                   |
|---|-------------------|------------------------------------|------------------|--------------------------|--------------------------------|
| 1   | HOUSING           | 1                                  | PPE+PA66 (ALLOY) |                          | COLOR: BEIGE                   |
| 符号<br>NO.                                     | 名称<br>DESCRIPTION | 個数<br>QTY.                         | 材料<br>MATERIAL   | 仕上<br>FINISH             | 備考<br>REMARKS                  |
| 仕様書 (SPECIFICATION)<br>JACS-1754<br>JABL-1754 |                   | 第1版 (ORIGINAL DATE)<br>25.Aug.2005 |                  | 尺度 (SCALE)<br>2: 1       | シリーズ (SERIES)<br>MX34          |
| 一般公差 (GENERAL TOLERANCE)                      |                   | 製図<br>DR.                          | S.TAKEDA         | 名称 (TITLE)<br>MX34016AF1 |                                |
| 寸法 (DIMENSION)                                |                   | 担当<br>CHK.                         | S.HARA           |                          |                                |
| 角度 (ANGLES)                                   |                   | 査閲<br>APPD.                        | K.MIYAMOTO       |                          |                                |
|   |                   | 承認<br>APPD.                        | T.ISHIWA         |                          |                                |
|   |                   |                                    |                  | 質量 (MASS)<br>2.8 g       | 図面番号 (DRAWING NO.)<br>SJ104913 |

NOTE1. THIS CONNECTOR IS DIFFERENT FROM "MX34016SF1" (SJ038754) IN COLOR.  
 注1. 本品は"MX34016SF1" (SJ038754) とは色相が異なる。