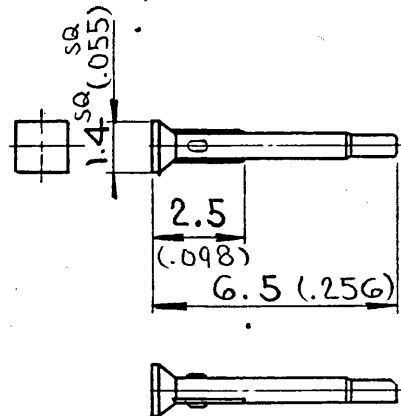


JAE Connector Div. Proprietary.
Copyright © Japan Aviation Electronics Industry, Ltd.

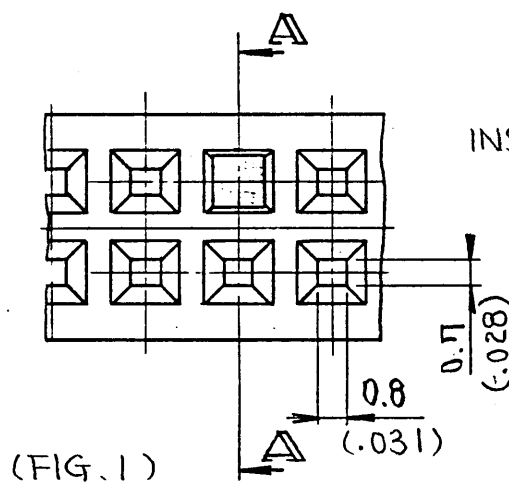
CDS-1768

SYM.	DCN NO.	DESCRIPTION	DATE	DRAWN	CHECKED	APP'D	APP'D
------	---------	-------------	------	-------	---------	-------	-------

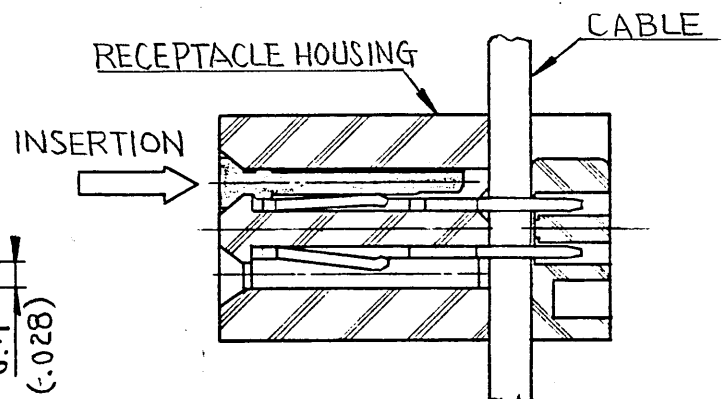
CONFIGURATION & DIMENSIONS



KEY INSERTION



(FIG. 1)



(FIG. 2)

SECTION A-A

NOTE 1. INSERT THE KEY INTO THE CAVITY OF RECEPTACLE HOUSING BY HAND, AND PUSH THE KEY TO THE ULTIMATE POSITION AS SHOWN IN FIG. 2

1	POLARIZING KEY	1	P.B.T	NONE	UL 94V-0
ITEM	DESCRIPTION	Q'TY	MATERIAL	FINISH	REMARK
UNLESS OTHERWISE SPECIFIED;			DATE	TITLE	JAE-CONNECTOR.COM Reference Only JAPAN AVIATION ELECTRONICS INDUSTRY, LTD. NAKAGAMI-CHO, AKISHIMA-SHI TOKYO, JAPAN DWG. NO. SJ 018609-E
DIMENSIONS ARE IN MILLIMETERS TOLERANCES ON: FRACTIONS DECIMALS ANGLES			17 OCT. 1984	201-50051	
			DRAWN K. ITO	(PS-PK4	
			CHECKED H. Takagi	POLARIZING KEY)	
			APP'D T. Yajima	SERIES	
				SCALE x 5	