



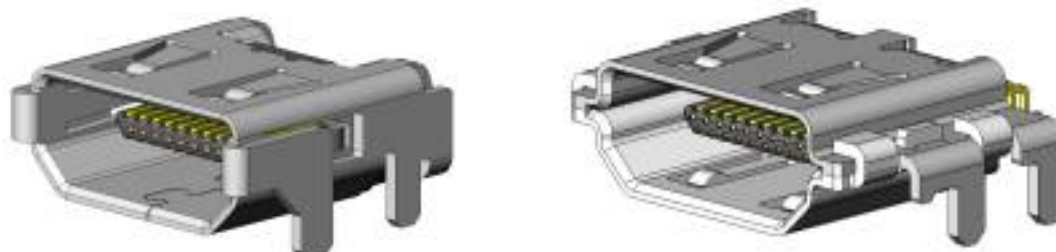
HDMI Standard Type D HDMI Micro Connector

CONNECTOR

MB-0233-2

May 2013

# DC3 Series

**RoHS Compliant**

Recently in the camcorder and digital still camera market, devices that are compatible with digital high-vision are becoming the standard.

The DC3 Series is a connector compliant with the HDMI D Type standard targeting these types of portable devices.

\*HDMI stands for High-Definition Multimedia Interface and is a registered trademark of HDMI Licensing LLC.

## Features

- 2 row, 0.4mm pitch, 19 position, compact connector
- Impedance-matching design compliant with high-speed transmission.
- Grounded structure design for EMI control.
- Design prevents solder wicking and flux scattering during reflow.
- Available in on-board and mid-mount types.

## Applicable Markets

Mobile phone, high definition camcorder, digital still camera (single-lens reflex, compact) , tablet PC, portable game device, compact audio player, etc.

## General Specifications

- No. of Contacts: 19 position
- Contact Resistance: Contact Area, 60mΩ max.; Shell Area, 50mΩ max.
- Dielectric Withstanding Voltage: AC 250Vr.m.s per minute (when not mated)
- Operating Temperature and Humidity Range
  - Temperature: -20 Deg. C to +85 Deg. C
  - Percentage Humidity: 85% max.
- Rated Current: 0.3A per contact
- Durability: 5,000 mating cycles
- Impedance: 100Ω ± 25% (connector area)

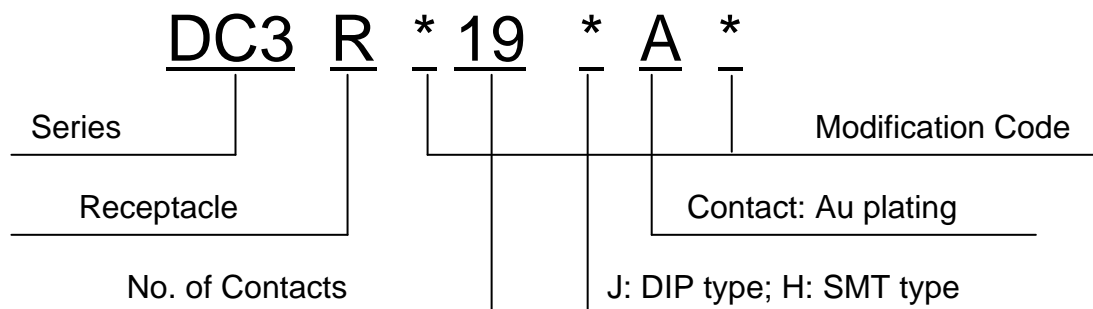
## Materials and Finishes

### Receptacle

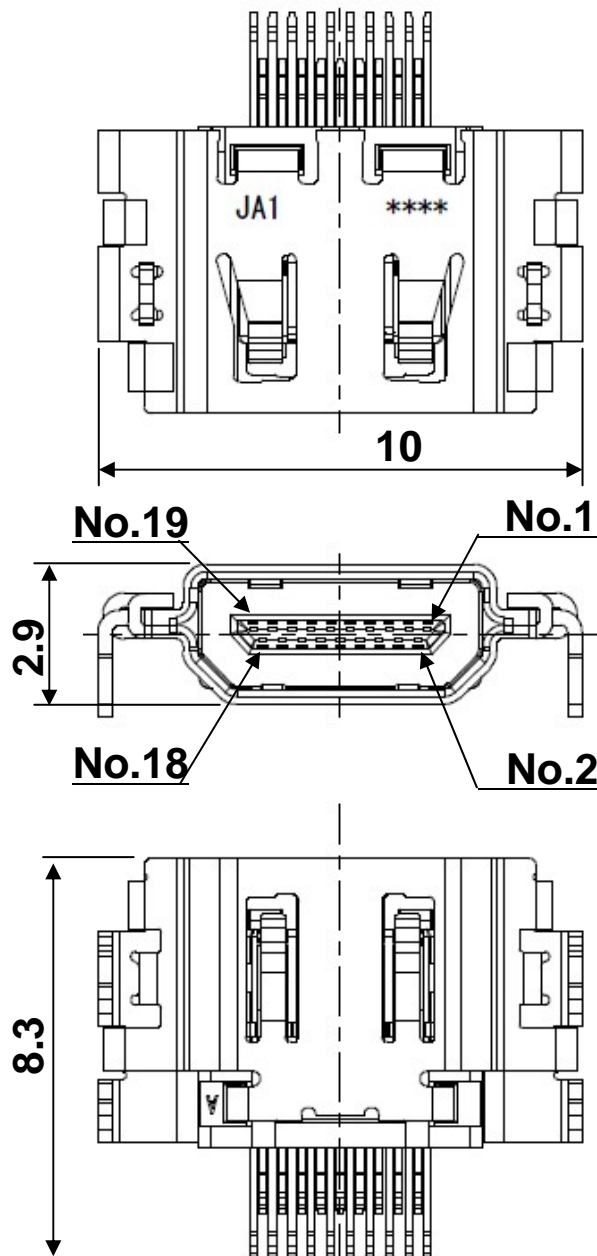
Component	Material / Finish
Insulator	Heat resistant plastic
Contact	Copper alloy / Au plating over Ni
Shell	Stainless steel / Sn plating over Ni

## Ordering Information

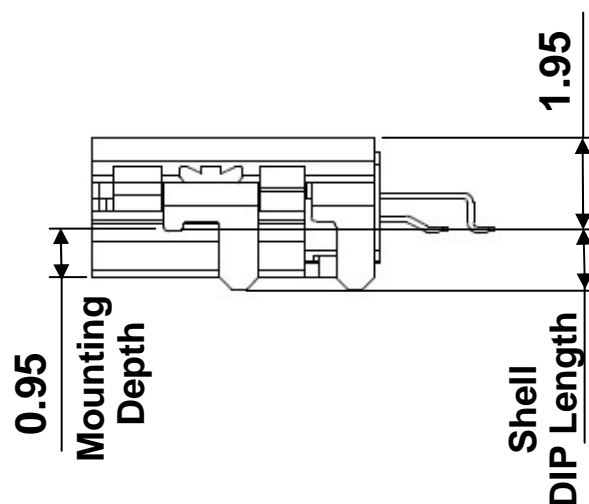
### Receptacle



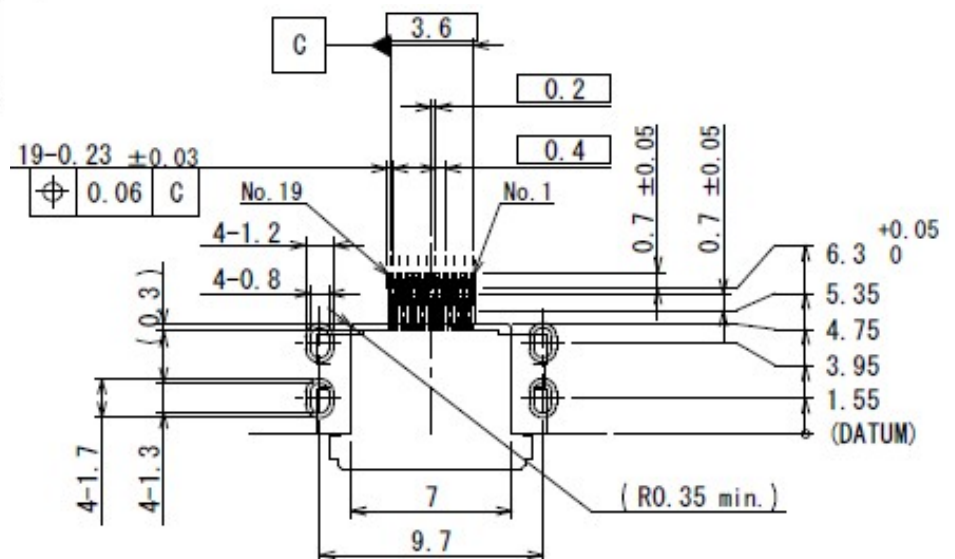
Drawings

**■ Receptacle --- Mid-mount Type (mounting depth: 0.95mm version)**
**DC3R019JA1 / 5 [SJ110571 / SJ111076]**


	DC3R019JA1	DC3R019JA5
Shell DIP Length	1.2	0.8

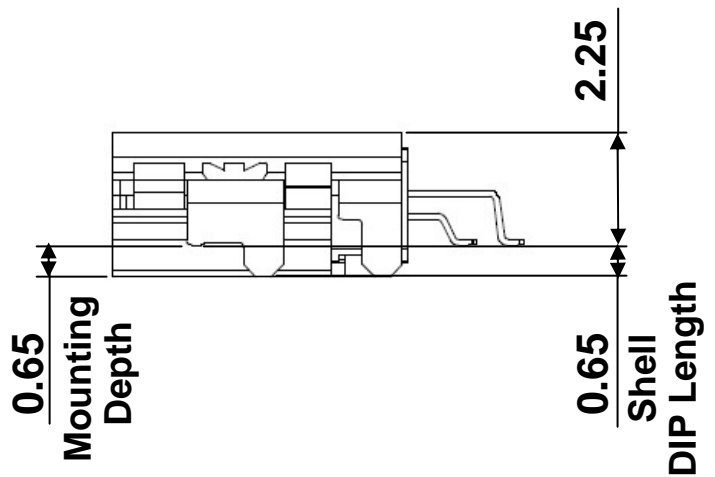
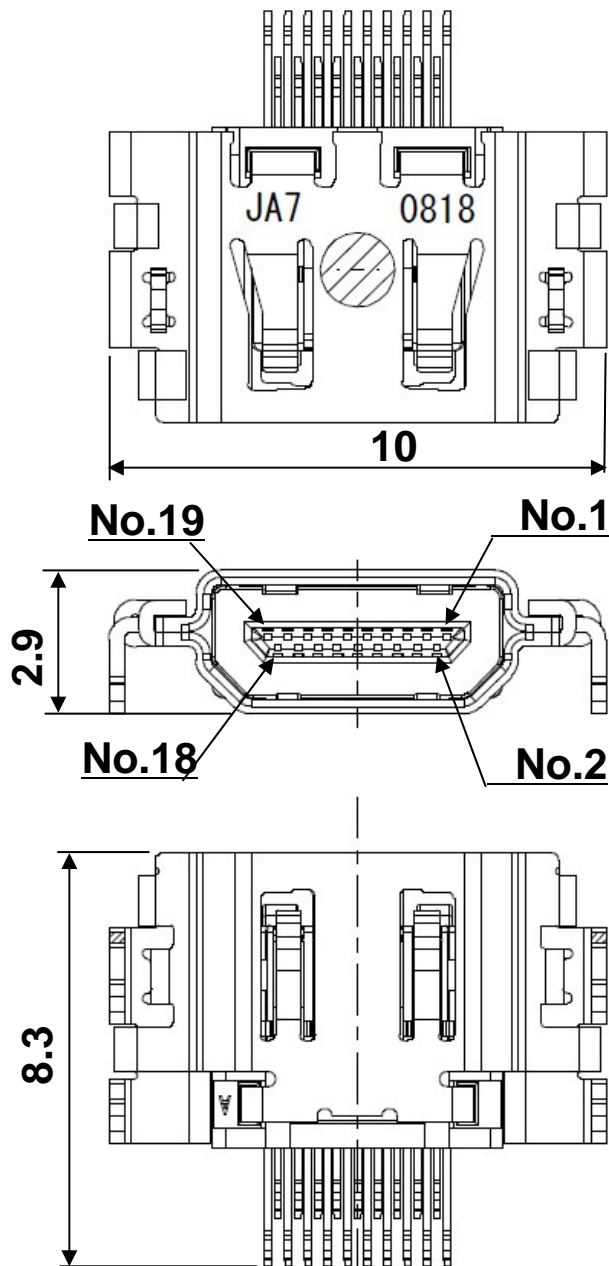


\*Please refer to SJ Drawing when considering this product.

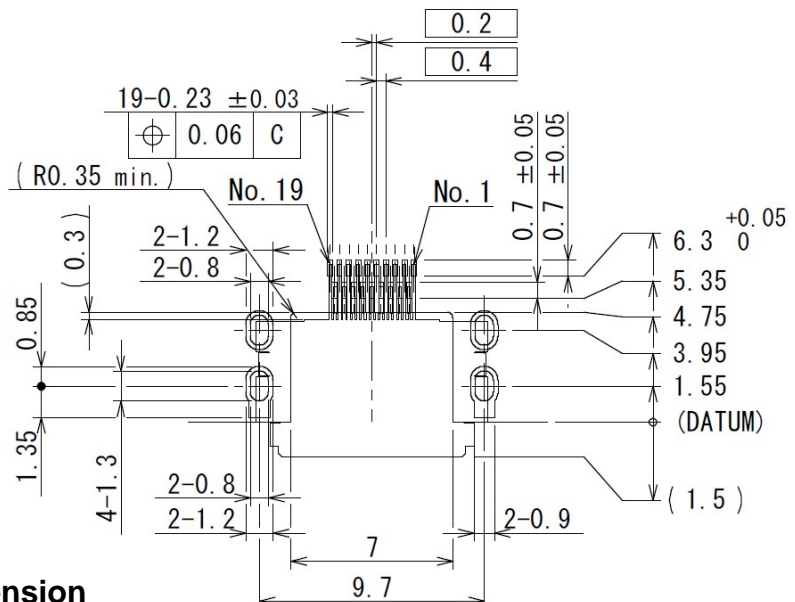

**Applicable Board Dimension**

# ■ Receptacle --- Mid-mount Type (mounting depth: 0.65mm version)

DC3R019JA7 [SJ111784]

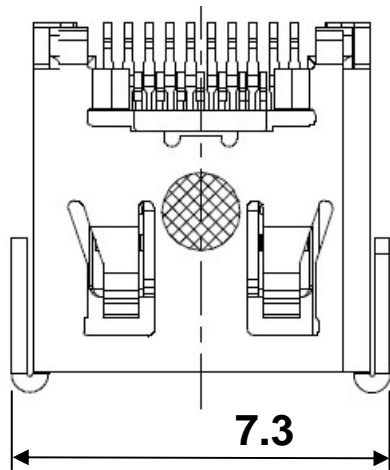


\*Please refer to SJ Drawing when considering this product.

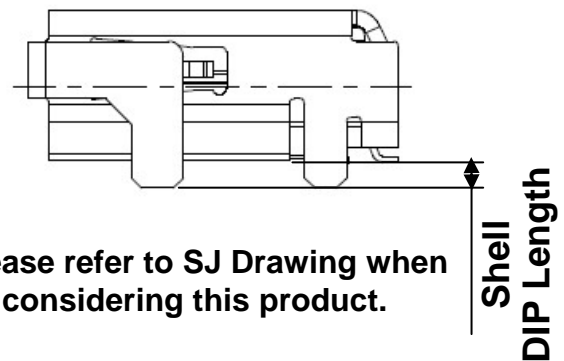
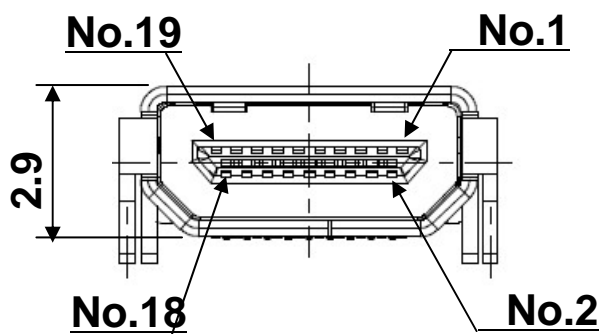


## Applicable Board Dimension

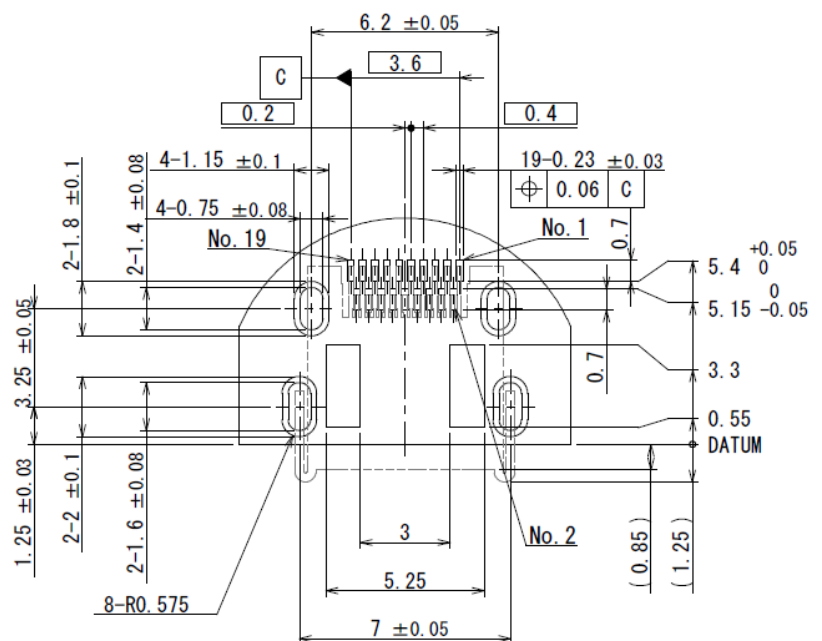
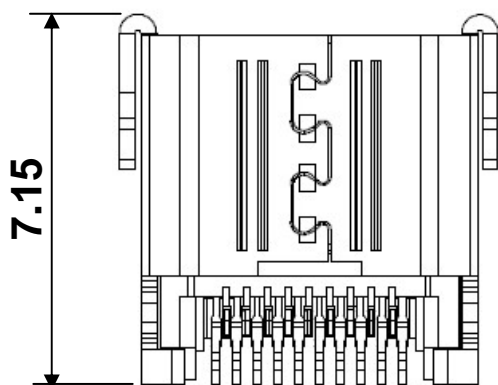
■ Receptacle --- On-board Type (shell 4 point DIP version)  
**DC3RX19JA2 / 3 [SJ111288 / SJ111264]**



	DC3RX19JA2	DC3RX19JA3
Shell DIP Length	0.8	0.58

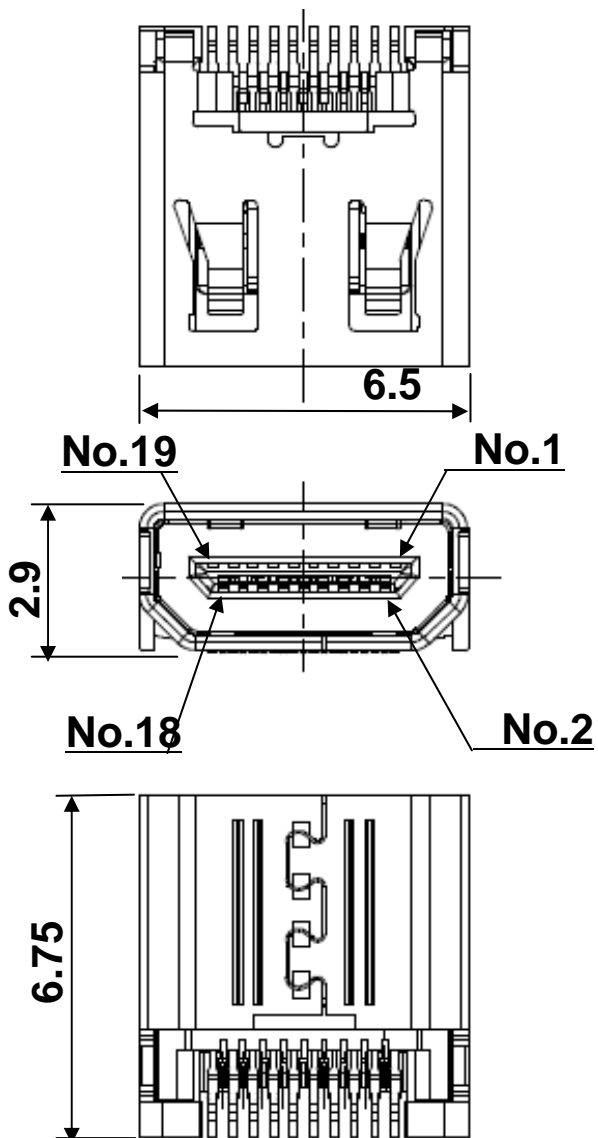


\*Please refer to SJ Drawing when considering this product.

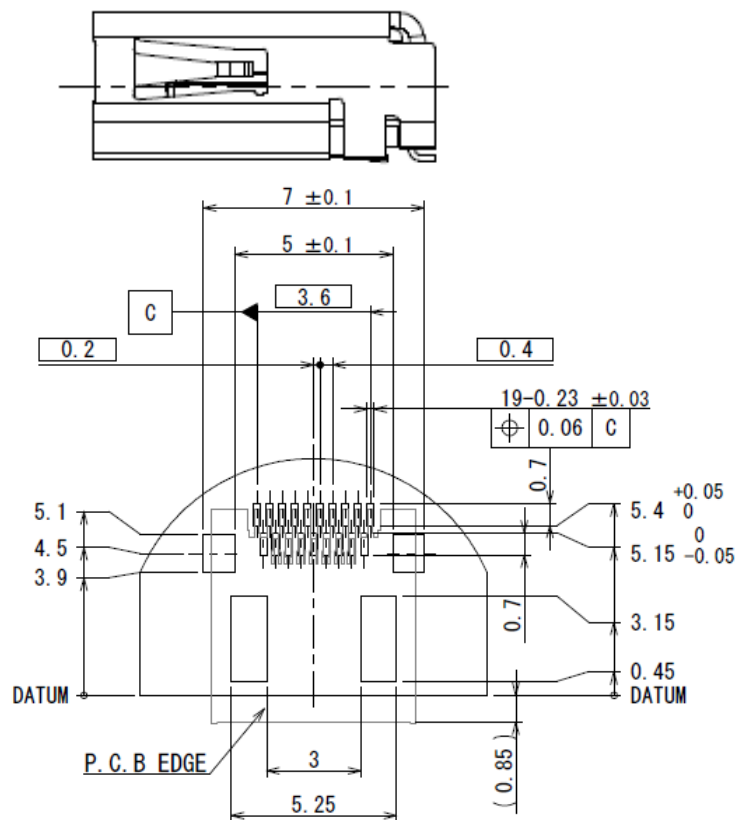


**Applicable Board Dimension**

■ Receptacle --- On-board Type (all SMT version)  
DC3R019HA1 [SJ111526]



**\*Please refer to SJ Drawing when considering this product.**



### Applicable Board Dimension

Product Drawings and Specifications
-------------------------------------

Part Number	Drawing No.	Specification
DC3R019JA1(Individual Unit)	SJ110571	JACS-30164
DC3R019JA1R1500(Reel Unit)	SJ110572	
DC3RX19JA2(Individual Unit)	SJ111288	
DC3RX19JA2R1700(Reel Unit)	SJ111289	
DC3RX19JA3(Individual Unit)	SJ111264	
DC3RX19JA3R1700(Reel Unit)	SJ111265	
DC3R019JA5(Individual Unit)	SJ111076	
DC3R019JA5R1500(Reel Unit)	SJ111077	
DC3R019JA7(Individual Unit)	SJ111784	
DC3R019JA7R1500(Reel Unit)	SJ111785	
DC3R019HA1(Individual Unit)	SJ111526	
DC3R019HA1R1900(Reel Unit)	SJ111527	

**Notice:**

1. The values specified in this brochure are only for reference. The products and their specifications are subject to change without notice. Contact our sales staff for further information before considering or ordering any of our products.  
For purchase, a product specification must be agreed upon.

2. Users are requested to provide protection circuits and redundancy circuits to ensure safety of the equipment, and sufficiently review the suitability of JAE's products to the equipment.

3. The products presented in this brochure are designed for the uses recommended below.

We strongly suggest you contact our sales staff when considering use of any of the products in any other way than the recommended applications or for a specific use that requires an extremely high reliability.

(1) Applications that require consultation:

(i) Please contact us if you are considering use involving a quality assurance program that you specify or that is peculiar to the industry, such as:

Automotive electrical components, train control, telecommunications devices (mainline), traffic light control, electric power, combustion control, fire prevention or security systems, disaster prevention equipment, etc.

(ii) We may separately give you our support with a quality assurance program that you specify, when you think of a use such as :

Aviation or space equipment, submarine repeaters, nuclear power control systems, medical equipment for life support, etc.

(2) Recommended applications include:

Computers, office appliances, telecommunications devices (terminals, mobile units), measuring equipment, audiovisual equipment, home electric appliances, factory automation equipment, etc

**Japan Aviation Electronics Industry, Limited**

Product Marketing Division

Aobadai Building, 3-1-19, Aobadai, Meguro-ku, Tokyo 153-8539

Phone: +81-3-3780-2882 FAX: +81-3-3780-2946

\* The specifications in this brochure are subject to change without notice. Please contact JAE for information.