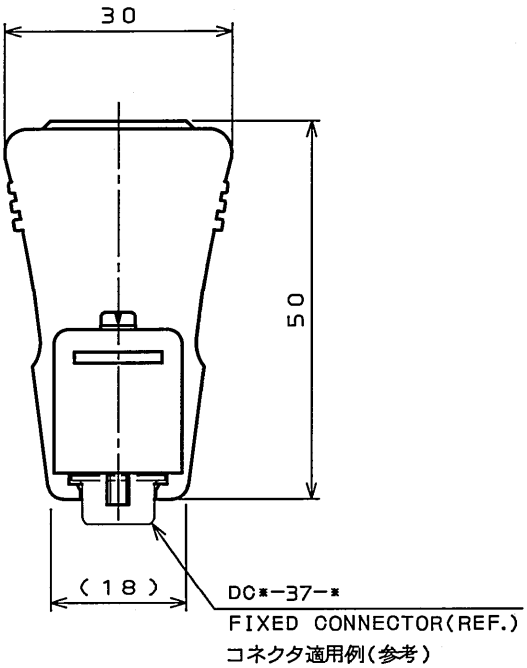
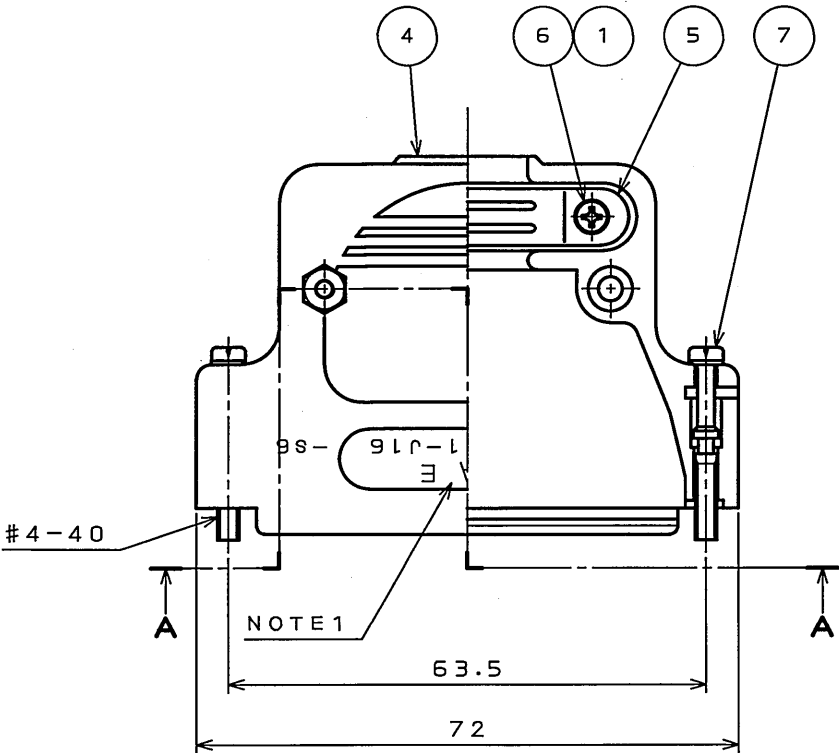
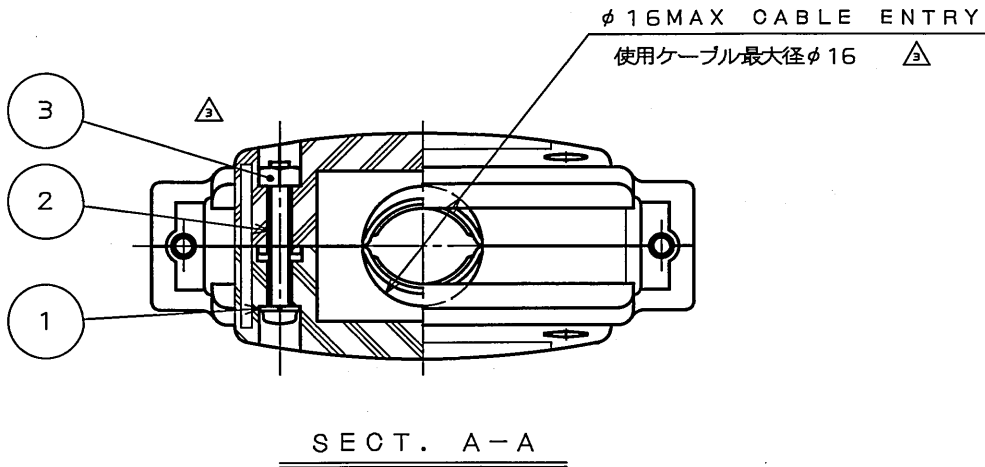


版数 REV.	年月日 DATE	DCN NO.	変更内容 DESCRIPTION	製図 DR.	担当 CHK.	査閲 APPD.	承認 APPD.
2	10.Nov.2005	058570	CHANGE TO BILINGUAL	——	Y.TAKAGI	A.TAGO	Y.KUBOTA
3	10.Apr.2006	059841	CORRECT AN ERROR	——	Y.TAKAGI	<i>A. Tago</i>	<i>Y. Kubota</i>



NOTE1.PART NUMBER & CAMPANY LOGO "JAE" AS INDICATED.
"R" IS NOT MARKED ON CONNECTOR.
注1.図示の位置に品名,社名を表示する。
ただし、品名末尾の「R」は表示されない。



7	SCREW LOCK ASSEMBLY	MAIN SCREW	2	STEEL	HEXAVALENT CHROMIUM FREE OHROMATE (TRIVALENT OHROMATE TREATMENT) ON ELECTROPLATED ZINC	# 4 - 4 0
		SPRING WASHER	2	STEEL	HEXAVALENT CHROMIUM FREE OHROMATE (TRIVALENT OHROMATE TREATMENT) ON ELECTROPLATED ZINC	——
6	CROSS PAN HEAD SCREW		2	STEEL	HEXAVALENT CHROMIUM FREE OHROMATE (TRIVALENT OHROMATE TREATMENT) ON ELECTROPLATED ZINC	M 2 . 6
5	CLAMP SADDLE		2	STEEL or COPPER ALLOY	HEXAVALENT CHROMIUM FREE OHROMATE (TRIVALENT OHROMATE TREATMENT) ON ELECTROPLATED ZINC	——
4	MAIN HOOD		2	ABS RESIN	(COLOR: LIGHT GRAY)	——
3	HEXAGON NUT		2	COPPER ALLOY Δ	HEXAVALENT CHROMIUM FREE OHROMATE (TRIVALENT OHROMATE TREATMENT) ON ELECTROPLATED ZINC	M 2 . 6
2	CROSS PAN HEAD SCREW		2	STEEL	HEXAVALENT CHROMIUM FREE OHROMATE (TRIVALENT OHROMATE TREATMENT) ON ELECTROPLATED ZINC	M 2 . 6
1	SPRING WASHER		4	STEEL	HEXAVALENT CHROMIUM FREE OHROMATE (TRIVALENT OHROMATE TREATMENT) ON ELECTROPLATED ZINC	M 2 . 6
符号 NO.	名 DESCRIPTION	個 QTY.	材 MATERIAL	仕 FINISH	備 REMARKS	

仕様書 (SPECIFICATION)	第1版 (ORIGINAL DATE)	尺度 (SCALE)	シリーズ (SERIES)	日本航空電子工業株式会社 JAPAN AVIATION ELECTRONICS INDUSTRY, LTD. 図面番号 (DRAWING NO.) SJ101951	版数 (REV.) 3
一般公差 (GENERAL TOLERANCE)	製図 DR.	2: 1	D-sub		
寸法 (DIMENSION)	担当 CHK.	名称 (TITLE) DC-C1-J16-S6R			
角度 (ANGLES)	査閲 APPD.				
. ± 1	承認 APPD.	Y.TAKAGI			
.X ± 0.5					
.XX ±		Y.KUBOTA			
.XXX ±					