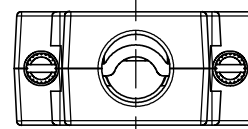
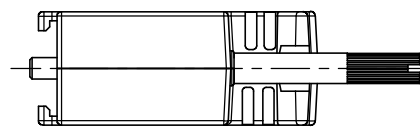
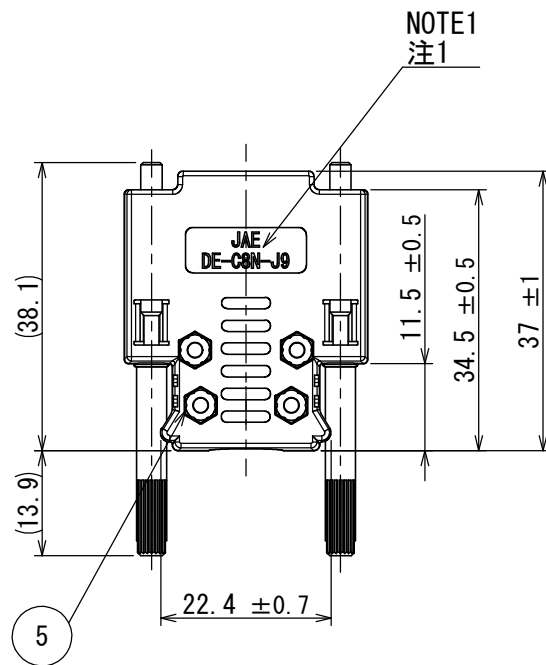
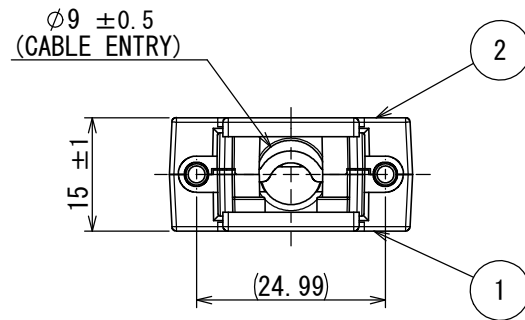
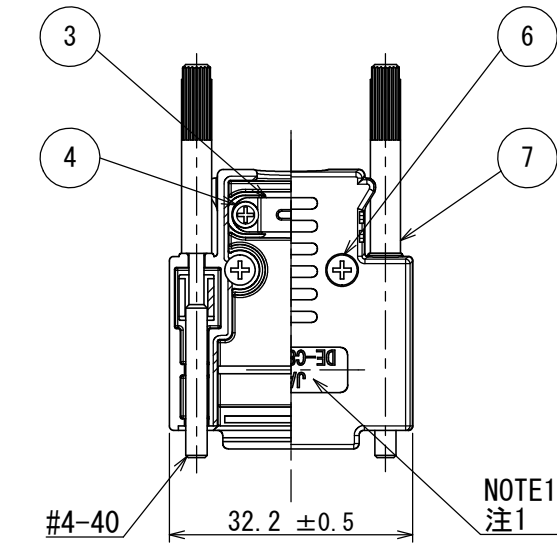


DCF-C-212H(12.08)

図面番号 (DRAWING NO.) SJ117632



NOTE1. JAE LOGO AND PRODUCT NAME, EXCEPT 「F5-1RN」 MARK, IS TO BE INDICATED AT THE POSITION AS SHOWN.

注1. 図示の位置に社標及び、品名を表示する。
ただし、「F5-1RN」は表示されない。

| | | | | | |
|-----------|-----------------------|-------------|-----------------|-----------------------|----------------|
| 7 | LOCKING SCREW | 2 | STEEL | NICKEL PLATED | #4-40 |
| 6 | CROSS FLAT HEAD SCREW | 2 | STEEL | NI OVER COPPER PLATED | M2.0 |
| 5 | HEX NUT | 4 | STEEL | NI OVER COPPER PLATED | M2.0 |
| 4 | CROSS PAN HEAD SCREW | 2 | STEEL | NI OVER COPPER PLATED | M2.0 |
| 3 | CLAMP SADDLE | 1 | STEEL | NI OVER COPPER PLATED | |
| 2 | HOOD B | 1 | ABS | NI OVER COPPER PLATED | UL94HB |
| 1 | HOOD A | 1 | ABS | NI OVER COPPER PLATED | UL94HB |
| 符号 NO. | 名 称 DESCRIPTION | 個 数 QTY. | 材 料 MATERIAL | 仕 上 FINISH | 備 考 REMARKS |

| | | | | | | | | |
|-------------------------------------|-------------|------------------------------------|--------------|--------------------------------|------------------------|--|------------------------------------|-------------------|
| 仕様書 (SPECIFICATION) JACS-1045-84 | | 第1版 (ORIGINAL DATE) 18/MAR/2016 | | 尺度 (SCALE) 1:1 | シリーズ (SERIES) D-sub | 日本航空電子工業株式会社 JAE JAPAN AVIATION ELECTRONICS INDUSTRY, LTD. | 図面番号 (DRAWING NO.) SJ117632 | 版数 (VER.) 1 |
| | | 製図 DR. | — | 名称 (TITLE) DE-C8N-J9-F5-1RN | | | | |
| 一般公差 (GENERAL TOLERANCE) | | 担当 CHK. | M. TANAKA | 質量 (MASS) | | | | |
| 寸法 (DIMENSION) | 角度 (ANGLES) | 査閲 APPD. | O. TAKAGI | | | | | |
| | | 承認 APPD. | T. MIYASHITA | | | | | |
| | | 単位 (UNIT) : mm | | | | | | |
| ±0.8 | | ×° ± | | | | | | |
| × ±0.4 | | ×°×' ± | | | | | | |
| ×× ±0.1 | | | | | | | | |
| ××× ± | | | | | | | | |

S/W

JAE Connector DIV. Proprietary. Copyright(C) 2016, Japan Aviation Electronics Industry, LTD.