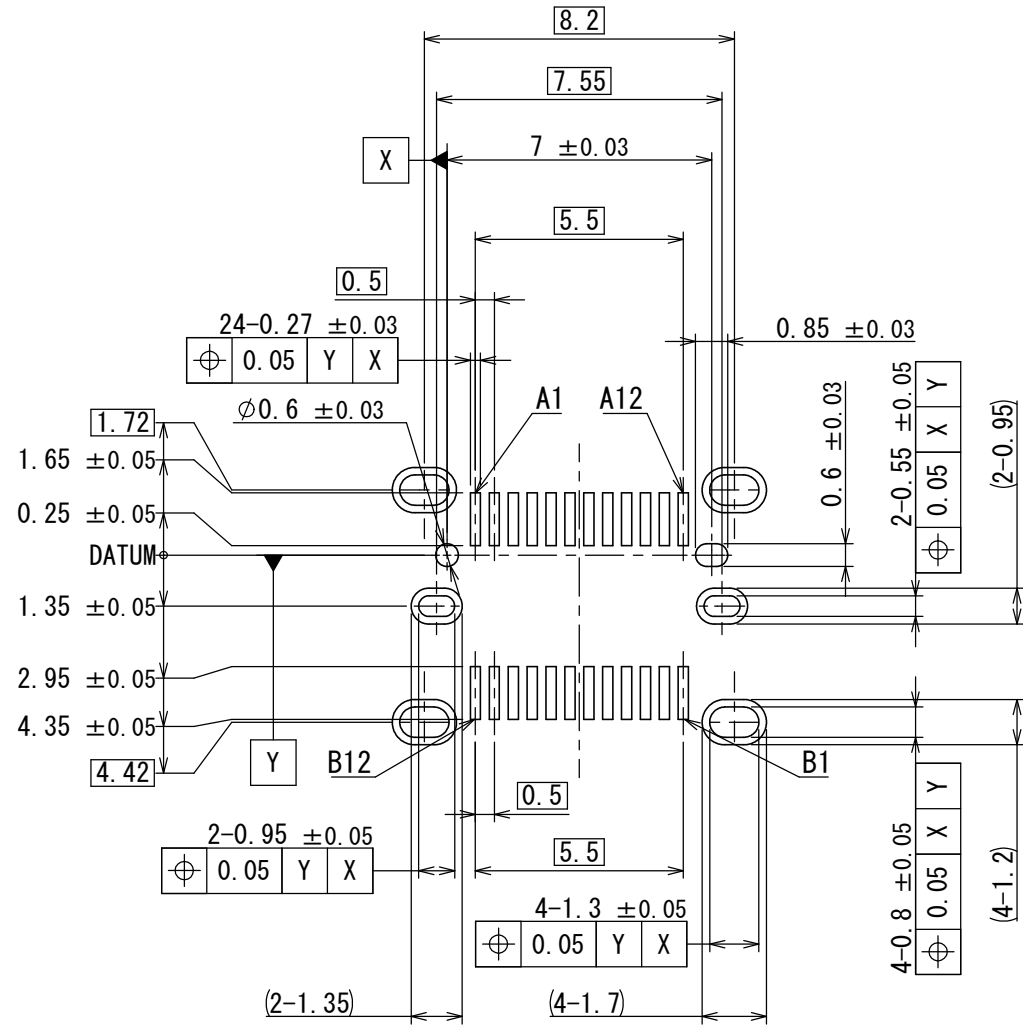


版数 VER.	年月日 DATE	図番 CN NO.	変更内容 DESCRIPTION	製図 DR.	担当 CHK.	査閲 APPD.	承認 APPD.
2	25/SEP/2018	026696	REVISED NOTE. etc	—	J. OOSAKA	—	Y. SAITOU



APPLICABLE P.C.B DIMENSION (REF.)
適合基板寸法 (参考)

- NOTE 1. COPLANARITY OF SMT TERMINAL SHALL BE 0.1 MAXIMUM.
NOTE 2. MATING DIMENSIONS CONSIST OF
"Universal Serial Bus Type-C Cable and Connector Specification Revision 1.3"
NOTE 3. THE SHELL LENGTH IS LESS THAN THE MINIMUM SPECIFIED BY THE USB TYPE C STANDARD.
AS SUCH IT CANNOT INDEPENDENTLY BE GURANTEED TO MEET ALL TYPE C MECHANICAL REQUIREMENTS.
REFERENCE THE USB TYPE C SPECIFICATION RELEASE 1.3, SECTION 3.2.1, NOTE 7.
NOTE 4. VACUUM AREA.
NOTE 5. LOT NO. IS MARKED AS SHOWN IN BELOW FIGURE MARKING.
(EX.) 5 Y 0 3
-5 : MANUFACTURE YEAR. (LAST 1 DIGIT OF A.D.)
-Y : MANUFACTURE MONTH. (JAN. TO SEP. : 1 TO 9, OCT. : A, NOV. : B, DEC. : C)
-03 : MANUFACTURE DAY. (1 TO 31)

TABLE1. PIN ASSIGNMENT (FRONT VIEW)

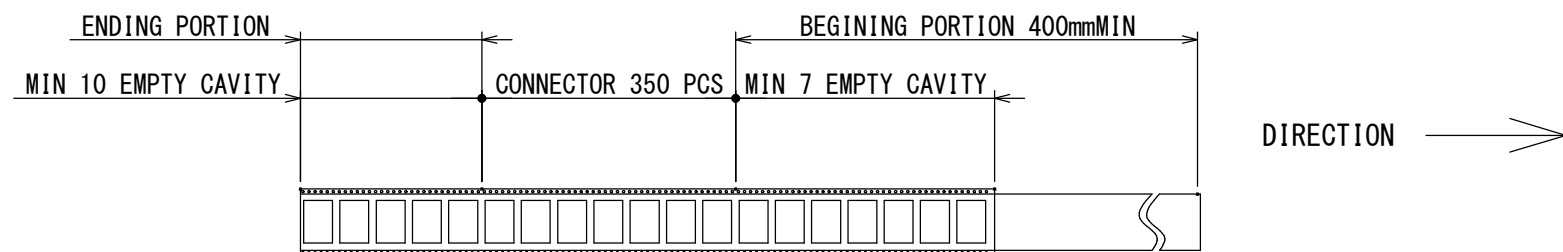
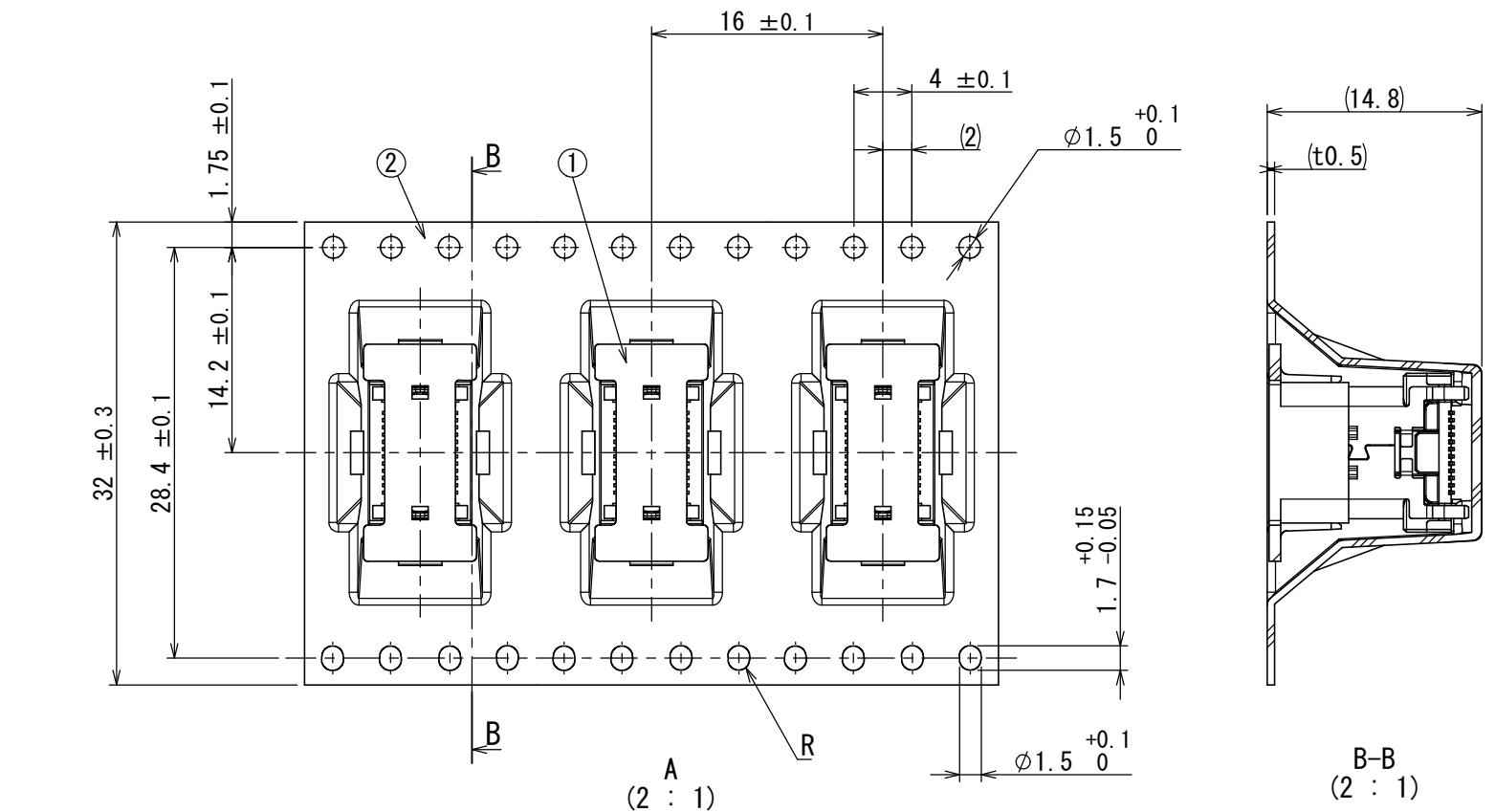
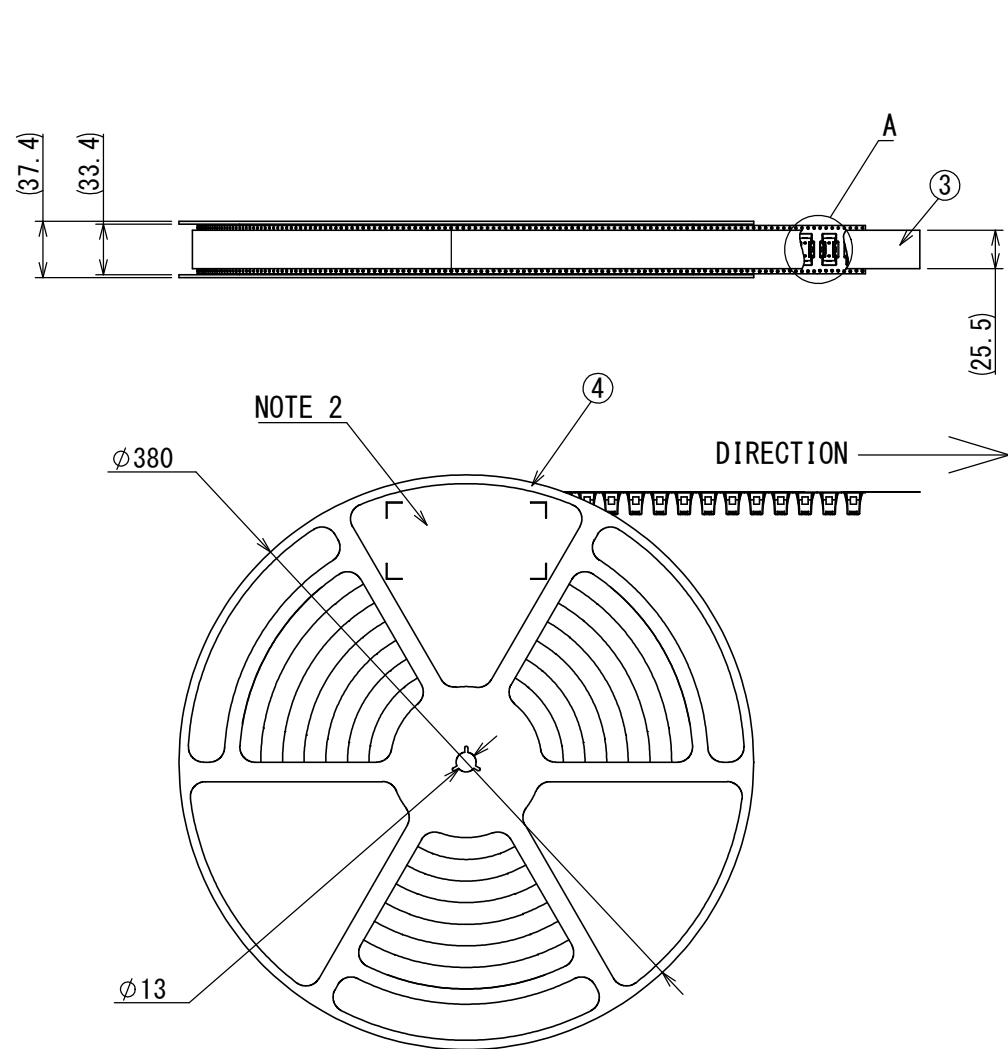
Pin No.	A1	A2	A3	A4	A5	A6	A7	A8	A9	A10	A11	A12
	GND	TX1+	TX1-	V _{BUS}	CC1	D+	D-	SBU1	V _{BUS}	RX2-	RX2+	GND
	GND	RX1+	RX1-	V _{BUS}	SBU2	D-	D+	CC2	V _{BUS}	TX2-	TX2+	GND
Pin No.	B12	B11	B10	B9	B8	B7	B6	B5	B4	B3	B2	B1

8	CAP	1	THERMOPLASTIC RESIN	COLOR: BLACK	
7	GND PLATE	2	STAINLESS STEEL	NICKEL PLATING	
6	MID PLATE 2	1	STAINLESS STEEL	NICKEL PLATING	
5	MID PLATE 1	1	STAINLESS STEEL	NICKEL PLATING	
4	SHELL	1	STAINLESS STEEL	NICKEL PLATING	
3	INSULATOR 2	2	THERMOPLASTIC RESIN	COLOR: BLACK	
2	INSULATOR 1	1	THERMOPLASTIC RESIN	COLOR: BLACK	
1	CONTACT	24	COPPER ALLOY	CONTACT AREA NICKEL: 2 μm MIN. PALLADIUM-NICKEL: 0.75 μm MIN. GOLD FLASH: 0.05 μm MIN. SOLDER TAILS: NICKEL: 2 μm MIN. GOLD FLASH: 0.03 μm MIN.	

仕様書 (SPECIFICATION) JACS-30368※	第1版 (ORIGINAL DATE) 20/JAN/2016	尺度 (SCALE) 5:1	シリーズ (SERIES) DX07	日本航空電子工業株式会社
一般公差 (GENERAL TOLERANCE)	製図 DR.	名称 (TITLE) DX07S024WJ1	JAE CONNECTOR.COM References Only	
寸法 (DIMENSION).	担当 CHK.	図面番号 (DRAWING NO.) SJ117219		
角度 (ANGLES)	査閲 APPD.	版数 (VER.) 2		
承認 APPD.	承認 APPD.	質量 (MASS)		
単位 (UNIT) : mm		S/W		

072211CS
(ON DRAWING NO.)

版数 VER.	年月日 DATE	CN NO.	変更内容 DESCRIPTION	製図 DR.	担当 CHK.	査閲 APPD.	承認 APPD.
------------	-------------	--------	---------------------	-----------	------------	-------------	-------------



NOTE1. SUFFIX "R350" OF PART NUMMBER "DX07S024WJ1R350" INDICATES 350PCS IN REEL.
2. THE LABEL IN WHICH DESCRIPTION, QTY, LOT NO, EMOSS CODE AS INDICATED.
3. REFER TO THE DRAWING "SJ117219 (DX07S024WJ1)" FOR THE CONNECTOR DIMENSIONS.
4. REEL FORM MAY DIFFER FROM THE DRAWING.

R-Pb (Pb-Free)

台灣航空電子股份有限公司	
MADE IN *****	
品名	DX07S024WJ1R350
収納数	350 個入 製造年月日
備考	TB3216

COUNTRY OF MANUFACTURE

32:TAPE WIDTH

16:FEED PITCH

NUMBER OF CONNTECTOR

4	REEL	1	PS	—	—
3	COVER TAPE	1	PET	—	—
2	CARRIER TAPE	1	PS	—	—
1	DX07S024WJ1	350	—	—	SJ117219
符号 NO.	名 称 DESCRIPTION	個 数 QTY.	材 料 MATERIAL	仕 上 FINISH	備 考 REMARKS

仕様書 (SPECIFICATION) JACS-30368※		第1版 (ORIGINAL DATE) 20/JAN/2016		尺度 (SCALE) 1:5		シリーズ (SERIES) DX07	
一般公差 (GENERAL TOLERANCE)		製図 DR.		名称 (TITLE) DX07S024WJ1R350		日本航空電子工業株式会社	
寸法 (DIMENSION)		担当 CHK.		査閲 APPD.		JAE JAPAN AVIATION ELECTRONICS INDUSTRY, LTD.	
角度 (ANGLES)		承認 APPD.		質量 (MASS)		図面番号 (DRAWING NO.) SJ117220	
単位 (UNIT) : mm						版数 (VER.) 1	