


1.27mm pitch Interface Connector

CONNECTOR

DZ02 Series

MB-0286-2

May 2020

RoHS Compliant

The DZ02 Series is a compact interface connector for industrial applications. It features a locking mechanism with excellent vibration resistance and is suitable for use in harsh environmental conditions. The product series is compatible with industrial Gigabit Ethernet connector standard, IEC61076-3-122 (TYPE-1), and is optimal for the connection between a controller unit (servo amplifier) and safety equipment as an I/O connector.

Applications

Servo amplifiers, motion controllers, PLCs (programmable logic controller), and other industrial equipment

Features

- Safety connector compatible with IEC61076-3-122 (TYPE- I)
- Locking mechanism with excellent vibration resistance
- Supports SMT mounting with excellent coplanarity (Receptacle)
- Structure that prevents solder flux scattering by covering bottom surface of contact area (Receptacle)
- Embossed tape packaging to support automated mounting (Receptacle)
- Available in single or both end harness (Plug harness)

General Specifications

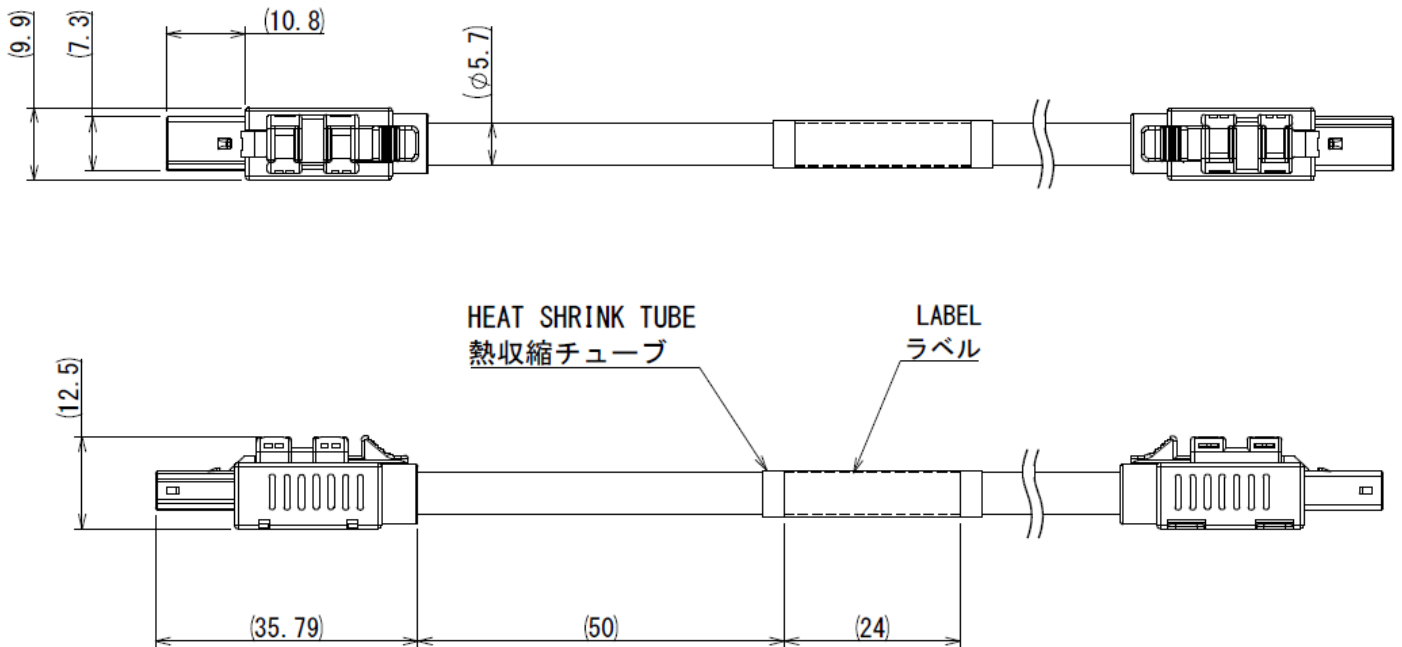
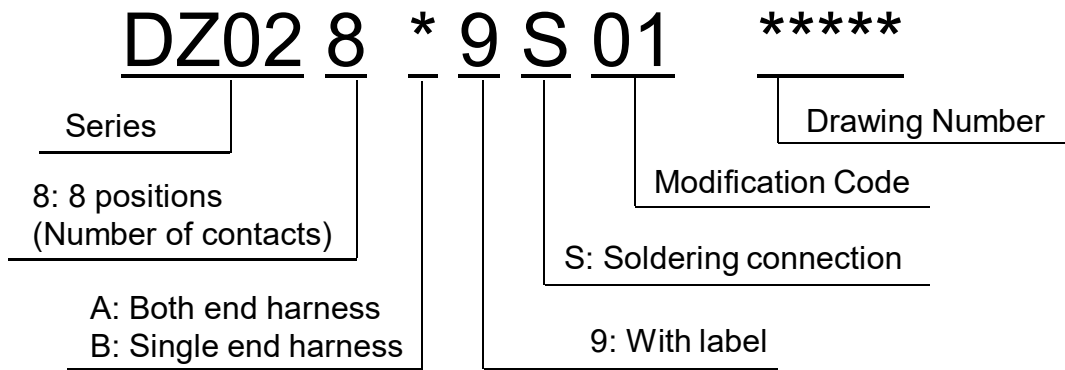
Pitch	1.27mm
Number of Contacts	8 contacts (2 rows x 4 contacts)
Rated Current	0.5A
Rated Voltage	AC 30Vr.m.s.
Contact Resistance	Plug mating: 40mΩ max. Short circuit plug mating: 80mΩ max.
Insulation Resistance	Individual connector 500 MΩ min. (DC100V applied)
Dielectric Withstanding Voltage	Individual connector AC250Vr.m.s for 1 minute
Operating Temperature Range	-40° C to +85° C (including temperature rise due to conduction)
Durability	Plug mating: 1500 times Short-circuit plug: 1000 times

Line-up

Items	Part Number
Both end Plug Harness	DZ028A*S01*****
Single end Plug Harness	DZ028B*S01*****
Receptacle	DZ02R008NC1
Short-circuit Plug	DZ02B008DC1

Materials and Finishes

Products	Parts		Materials / Finishes
Plug harness	Plug	Insulator	Synthetic resin
		Shell	Steel / Nickel plating
		Contact	Copper alloy / Contact area gold plating
	Cable		26AWG Twisted pair cable (CAT.5e stranded wire)
	Label		PET
	Shrink Tube		PVDF
Receptacle	Insulator		Synthetic resin
	Shell		Copper alloy / Tin plating
	Contact		Copper alloy / Contact area gold plating
Short-circuit Plug	Insulator		Synthetic resin
	Contact		Copper alloy / Contact area gold plating

Plug Harness

Note: In case of single end harness the opposing end will be a non-terminated pig-tail.

Short-circuit Plug**DZ02 B 008 D C 1**

Series

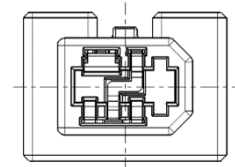
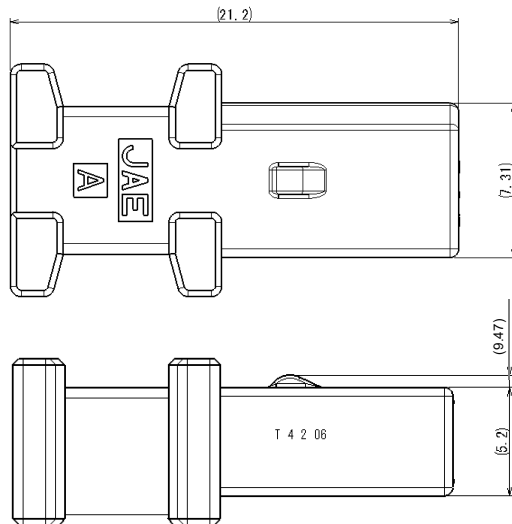
B: Bypass

008: 8 positions
(Number of contacts)

Modification Code

C: Contact area Au plating
Au0.5μ min.

D: Connection method

**Receptacle****DZ02 R 008 N C 1**

Series

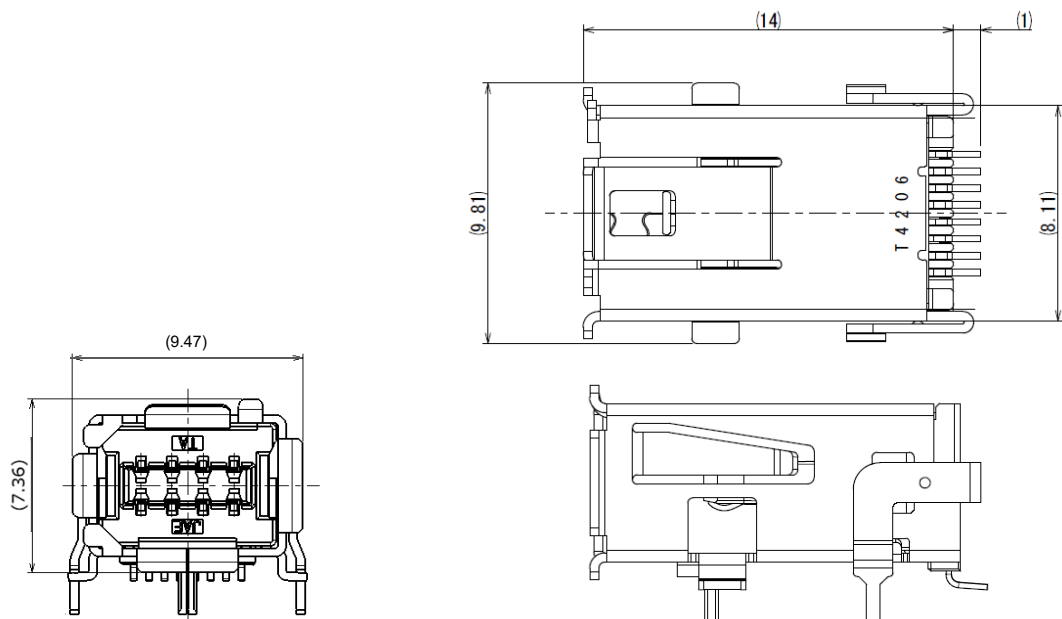
R: Receptacle

008: 8 positions
(Number of contacts)

Modification Code

C: Contact area Au plating Au0.5μ min.,
termination area Au

N: Angle SMT with H/D



Part Number / Drawing Number

Part number	Drawing	Specification
DZ028A9S0122288 Plug harness, both end, 1m	SJ122288	JACS-30337
DZ028A9S0122289 Plug harness, both end, 3m	SJ122289	
DZ028B9S0122266 Plug harness, single end, 1m	SJ122266	
DZ028B9S0122043 Plug harness, single end, 3m	SJ122043	
DZ02R008NC1 Receptacle	SJ114928	
DZ02B008DC1 Short-circuit Plug	SJ114930	

Notice:

1. The values specified in this brochure are only for reference. The products and their specifications are subject to change without notice. Contact our sales staff for further information before considering or ordering any of our products.
For purchase, a product specification must be agreed upon.

2. Users are requested to provide protection circuits and redundancy circuits to ensure safety of the equipment, and sufficiently review the suitability of JAE's products to the equipment.

3. The products presented in this brochure are designed for the uses recommended below.
We strongly suggest you contact our sales staff when considering use of any of the products in any other way than the recommended applications or for a specific use that requires an extremely high reliability.

(1) Applications that require consultation:

(i) Please contact us if you are considering use involving a quality assurance program that you specify or that is peculiar to the industry, such as:

Automotive electrical components, train control, telecommunications devices (mainline), traffic light control, electric power, combustion control, fire prevention or security systems, disaster prevention equipment, etc.

(ii) We may separately give you our support with a quality assurance program that you specify, when you think of a use such as :

Aviation or space equipment, submarine repeaters, nuclear power control systems, medical equipment for life support, etc.

(2) Recommended applications include:

Computers, office appliances, telecommunications devices (terminals, mobile units), measuring equipment, audiovisual equipment, home electric appliances, factory automation equipment, etc.

Japan Aviation Electronics Industry, Limited

Product Marketing Division

Aobadai Building, 3-1-19, Aobadai, Meguro-ku, Tokyo 153-8539

Phone: +81-3-3780-2882 FAX: +81-3-3780-2946

* The specifications in this brochure are subject to change without notice. Please contact JAE for information.