



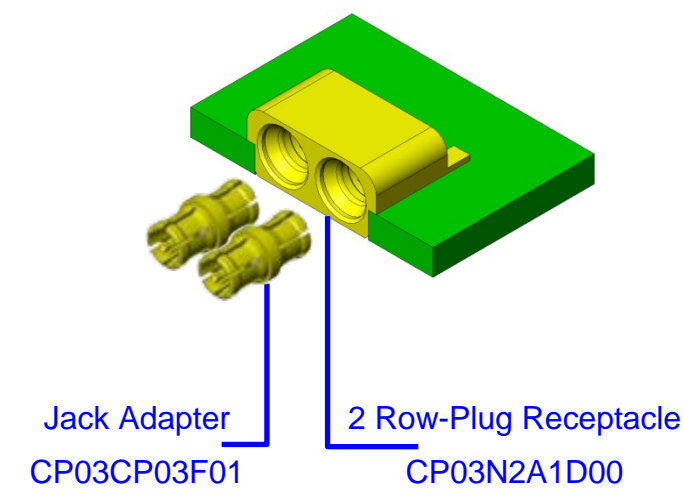
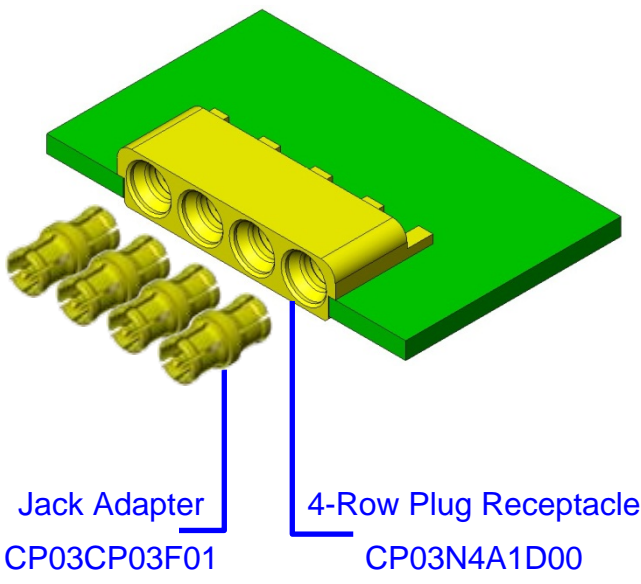
65GHz Compatible SMPM Coaxial Connector CONNECTOR

# CP03 Series

MB-0262-2  
September 2013

SMPM Coaxial Connector  
**Part Number:** *CP03CP03F01*  
*CP03N2A1D00*  
*CP03N4A1D00*

**RoHS Compliant**



## Overview

The “CP03 Series” is a SMPM coaxial connector with superior high-frequency performance covering the frequency band up to 65GHz.

It is available in end launch type 2-row plug receptacle (CP03N2A1D00), 4-row plug receptacle (CP03N4A1D00) and jack adapter type (CP03CP03F01).

The CP03 Series is ideal for applications requiring high-speed electrical signal connection with higher volume such as the electrical signal input interface of optical communication devices.

## Features

- MIL-STD-348A compliant, ultra compact coaxial connector.
- Compatible with the high-frequency band up to 65GHz.
- Floating connection between boards is made possible by 3-part mating configuration, consisting of a pair of plug receptacles and jack adapters.
- Push-on lock method for easy mating and unmating.

## Applicable Markets

Optical communication devices, measuring devices, wireless devices, high-frequency modules, etc.

General Specifications

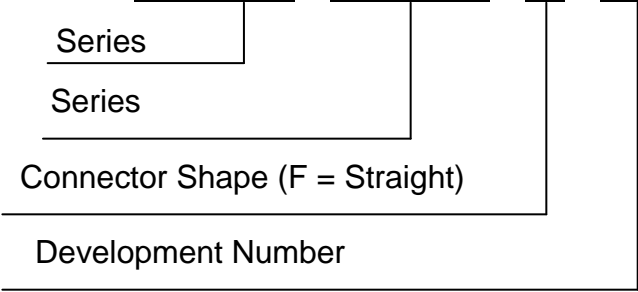
- Characteristic Impedance: 50 Ω
- Operating Frequency: up to 65GHz
- Voltage Standing Wave Ratio (VSWR): 1.5 (max.) up to 65GHz
- Rated Voltage: 160V AC r.m.s.
- Insulation Resistance: 5000M Ω min.
- Dielectric Withstand Voltage: 500V AC r.m.s. / minute
- Operating Temperature: -55 Deg. C ~ + 125 Deg. C
- Mating Cycles: 100 times

Materials and Finishes

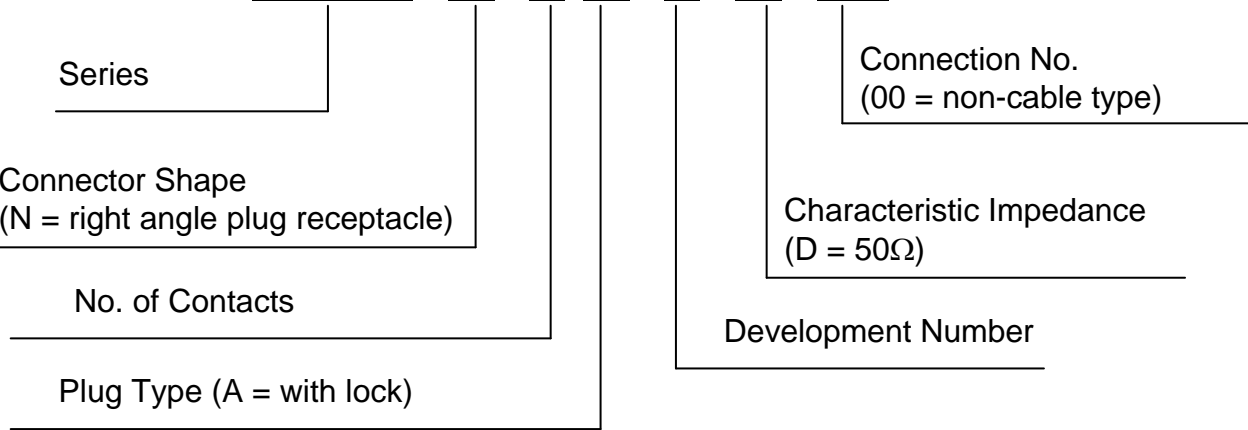
Part Number	CP03CP03F01	CP03N2A1D00	CP03N4A1D00
Center Conductor	Beryllium copper / Au plating over Ni	Brass / Au plating over Ni	Brass / Au plating over Ni
Outer Conductor	Beryllium copper / Au plating over Ni	Brass / Au plating over Ni	Brass / Au plating over Ni
Insulator	Teflon (PTFE)	Teflon (PTFE)	Teflon (PTFE)

Ordering Information

**CP03 CP03 F 01**



**CP03 N 4 A 1 D 00**

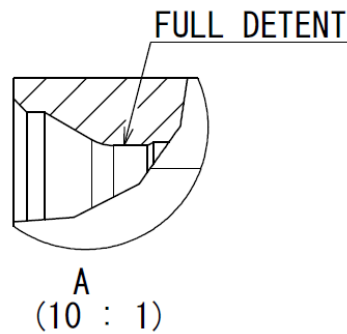
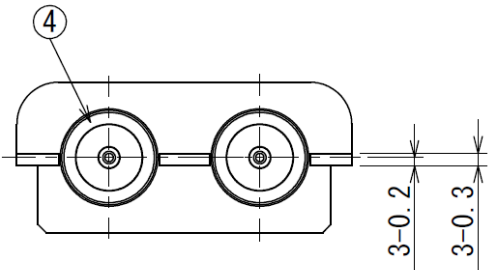
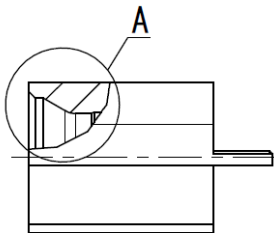
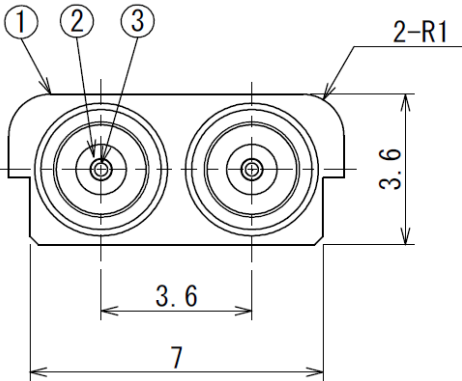
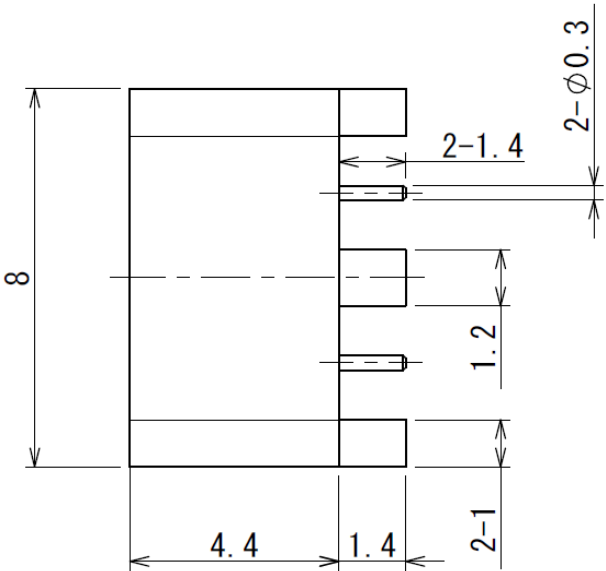
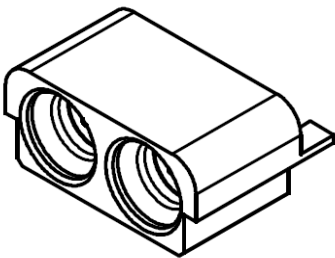


Technical Documents

Part Number	CP03CP03F01	CP03N2A1D00	CP03N4A1D00
SJ Drawing No.	SJ112797	SJ114131	SJ112798
Specifications	JACS-20172	JACS-20172	JACS-20172

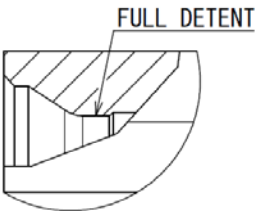
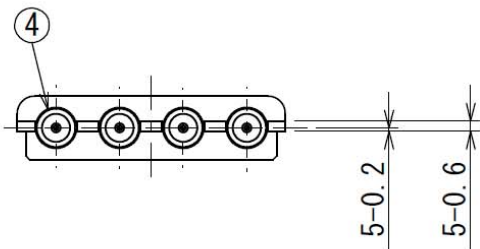
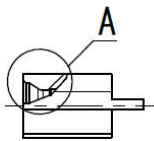
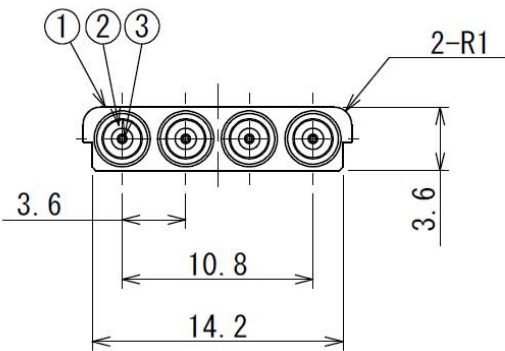
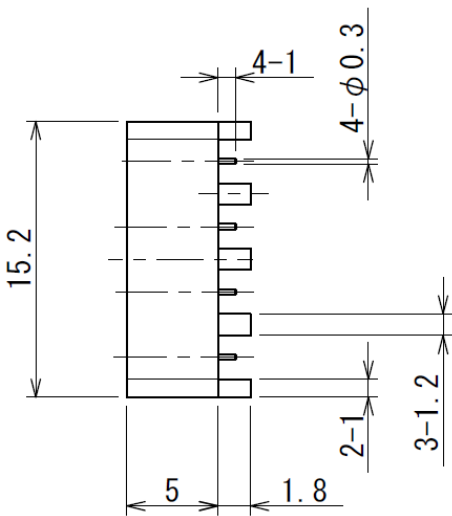
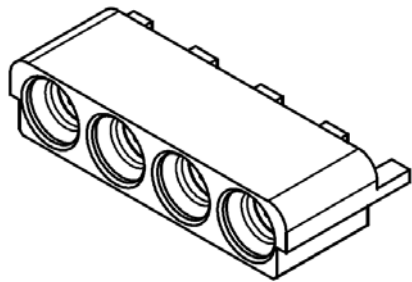
Dimensions and Shapes

2 Row Plug Receptacle  
CP03N2A1D00



4	SHEEL#2	2	BRASS	GOLD PLATING OVER NICKEL	GOLD:0.3 $\mu$ m Min. NICKEL:1.5 $\mu$ m Min.
3	PIN CONTACT	2	BRASS	GOLD PLATING OVER NICKEL	GOLD:0.3 $\mu$ m Min. NICKEL:1.5 $\mu$ m Min.
2	INSULATOR	2	PTFE	—	—
1	SHEEL#1	1	BRASS	GOLD PLATING OVER NICKEL	GOLD:0.3 $\mu$ m Min. NICKEL:1.5 $\mu$ m Min.
符号 NO.	名 称 DESCRIPTION	個 数 QTY.	材 料 MATERIAL	仕 上 FINISH	備 考 REMARKS

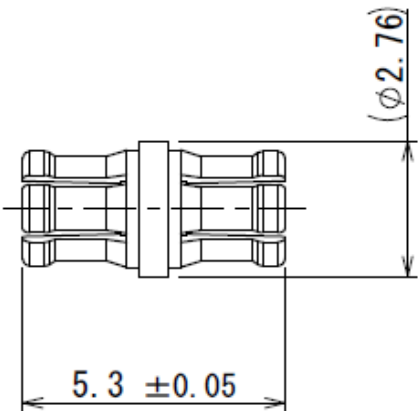
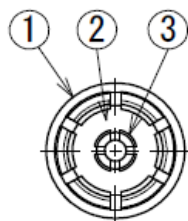
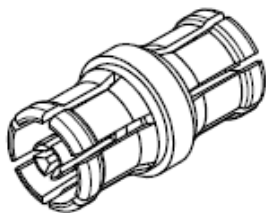
4 Row Plug Receptacle  
CP03N4A1D00



A  
(10 : 1)

4	SHELL#2	4	BRASS	GOLD PLATING OVER NICKEL	GOLD:0.3μm Min. NICKEL:1.5μm Min.
3	PIN CONTACT	4	BRASS	GOLD PLATING OVER NICKEL	GOLD:0.3μm Min. NICKEL:1.5μm Min.
2	INSULATOR	4	PTFE	—	—
1	SHELL#1	1	BRASS	GOLD PLATING OVER NICKEL	GOLD:0.3μm Min. NICKEL:1.5μm Min.
符号 NO.	名 称 DESCRIPTION	個 数 QTY.	材 料 MATERIAL	仕 上 FINISH	備 考 REMARKS

Jack Adapter  
CP03CP03F01



3	CENTER CONTACT	1	BERYLLIUM COPPER	GOLD PLATING OVER NICKEL	GOLD:0.3μm Min. NICKEL:1.5μm Min.
2	INSULATOR	1	PTFE	—	—
1	OUTER CONTACT	1	BERYLLIUM COPPER	GOLD PLATING OVER NICKEL	GOLD:0.3μm Min. NICKEL:1.5μm Min.
符号 NO.	名 称 DESCRIPTION	個 数 QTY.	材 料 MATERIAL	仕 上 FINISH	備 考 REMARKS

- Notice:**
- 1. The values specified in this brochure are only for reference. The products and their specifications are subject to change without notice. Contact our sales staff for further information before considering or ordering any of our products. For purchase, a product specification must be agreed upon.
  - 2. Users are requested to provide protection circuits and redundancy circuits to ensure safety of the equipment, and sufficiently review the suitability of JAE's products to the equipment.
  - 3. The products presented in this brochure are designed for the uses recommended below. We strongly suggest you contact our sales staff when considering use of any of the products in any other way than the recommended applications or for a specific use that requires an extremely high reliability.
    - (1) Applications that require consultation:
      - (i) Please contact us if you are considering use involving a quality assurance program that you specify or that is peculiar to the industry, such as:  
Automotive electrical components, train control, telecommunications devices (mainline), traffic light control, electric power, combustion control, fire prevention or security systems, disaster prevention equipment, etc.
      - (ii) We may separately give you our support with a quality assurance program that you specify, when you think of a use such as :  
Aviation or space equipment, submarine repeaters, nuclear power control systems, medical equipment for life support, etc.
    - (2) Recommended applications include:  
Computers, office appliances, telecommunications devices (terminals, mobile units), measuring equipment, audiovisual equipment, home electric appliances, factory automation equipment, etc

**Japan Aviation Electronics Industry, Limited**  
Product Marketing Division  
Aobadai Building, 3-1-19, Aobadai, Meguro-ku, Tokyo 153-8539  
Phone: +81-3-3780-2882 FAX: +81-3-3780-2946

\* The specifications in this brochure are subject to change without notice. Please contact us when considering this product.