



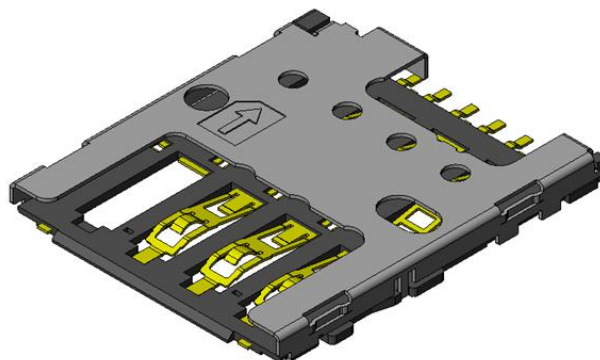
micro SIM Card Connector

CONNECTOR

MB-0291-1

April 2015

SF53 Series

RoHS Compliant

<<Outline>>

Micro SIM card adoption is increasing for smartphones and tablets.

The “SF53 Series” is a push-pull type connector compatible with the micro SIM card.

*SIM: Subscriber Identity Module

Features

- 1.45mm height, 12.90mm width, and 15.45mm depth.
- Prevention structure for contact buckling and deformation problem in use of a card adaptor or by insertion of micro SIM card at an angle.
- Mis-insertion prevention measures due to reverse or slanting insertion of the micro SIM card.
- Placed six hold-down points in balance for good EMI performance.
- Pb-free, halogen-free compliant product.
- Supports automated mounting with an embossed tape.

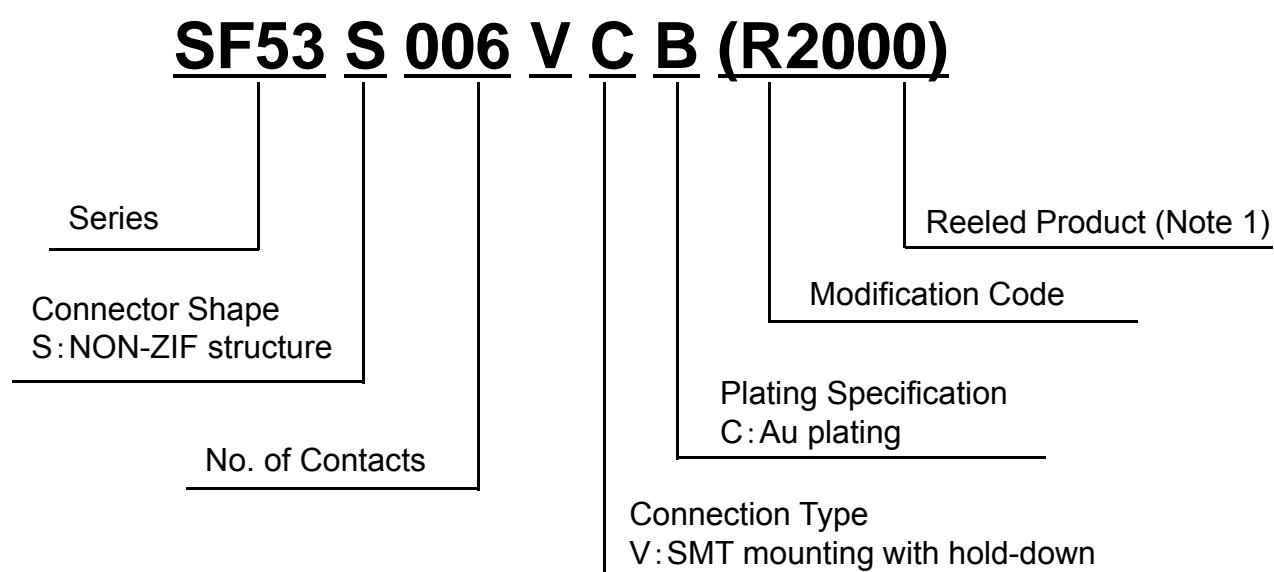
General Specifications

- | | |
|--|----------------------------------|
| ■ No. of Contacts: 6 positions | ■ Rated Current: 0.5A / terminal |
| ■ Contact Resistance: 100m Ω max. (initial) | ■ Rated Voltage: 10V / terminal |
| ■ Dielectric Withstanding Voltage:
AC 500Vr.m.s. for 1 minute | ■ Durability: 1,500 times |
| ■ Operating Temperature:
-30 Deg. C to +85 Deg. C | |

Materials and Finishes

Component	Material	Finish
Signal Contact	Copper alloy	Au plating over Ni (Contact area) Au plating over Ni (Terminal area)
Housing	Synthetic resin	---
Cover	Stainless steel	Au plating over Ni (Terminal area only)

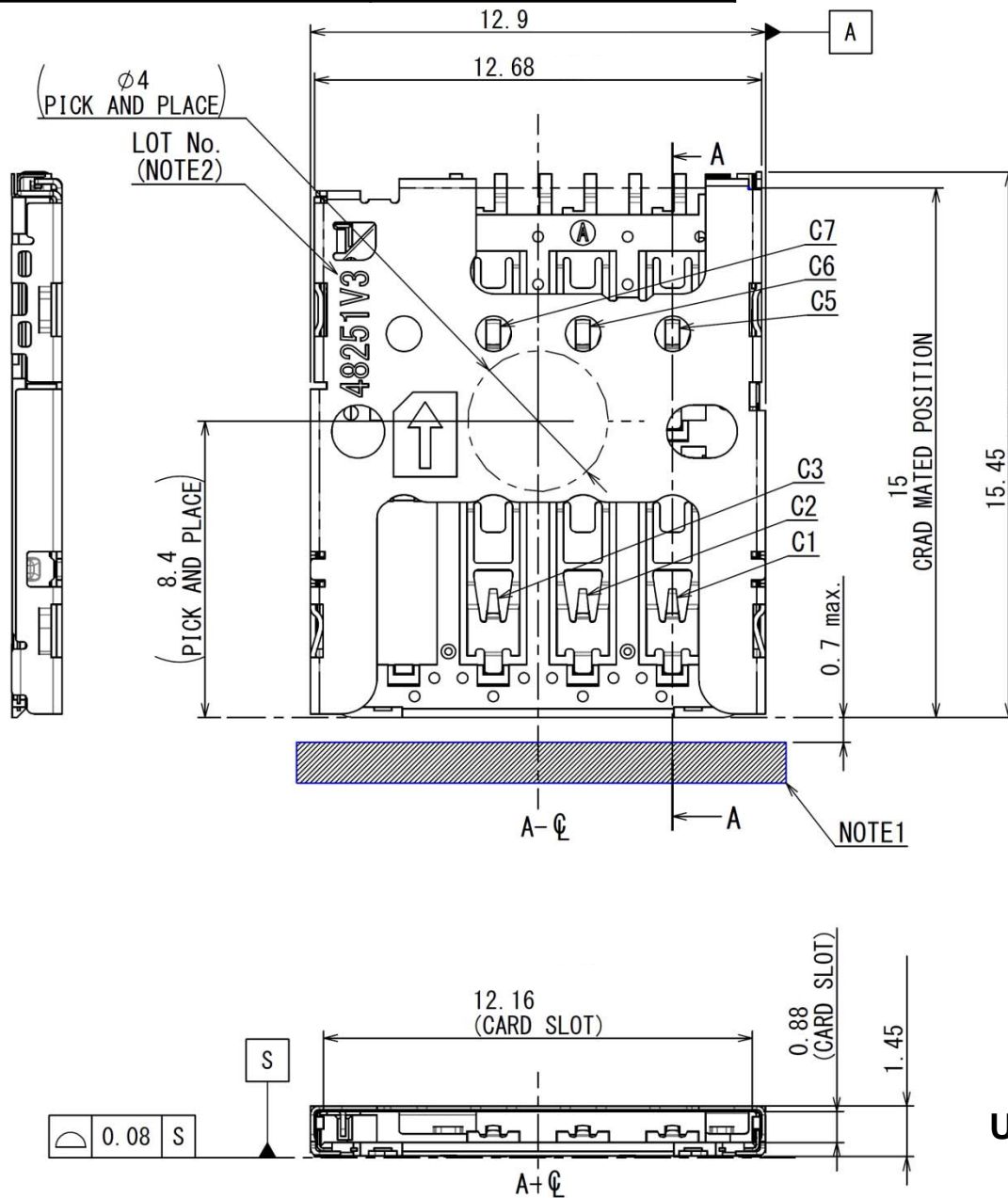
Ordering Information



Note 1: An embossed tape reel contains 2,000 pieces.

For emboss taping specifications, please contact us.

Part Number	SJ Drawing
SF53S006VCB	SJ115712

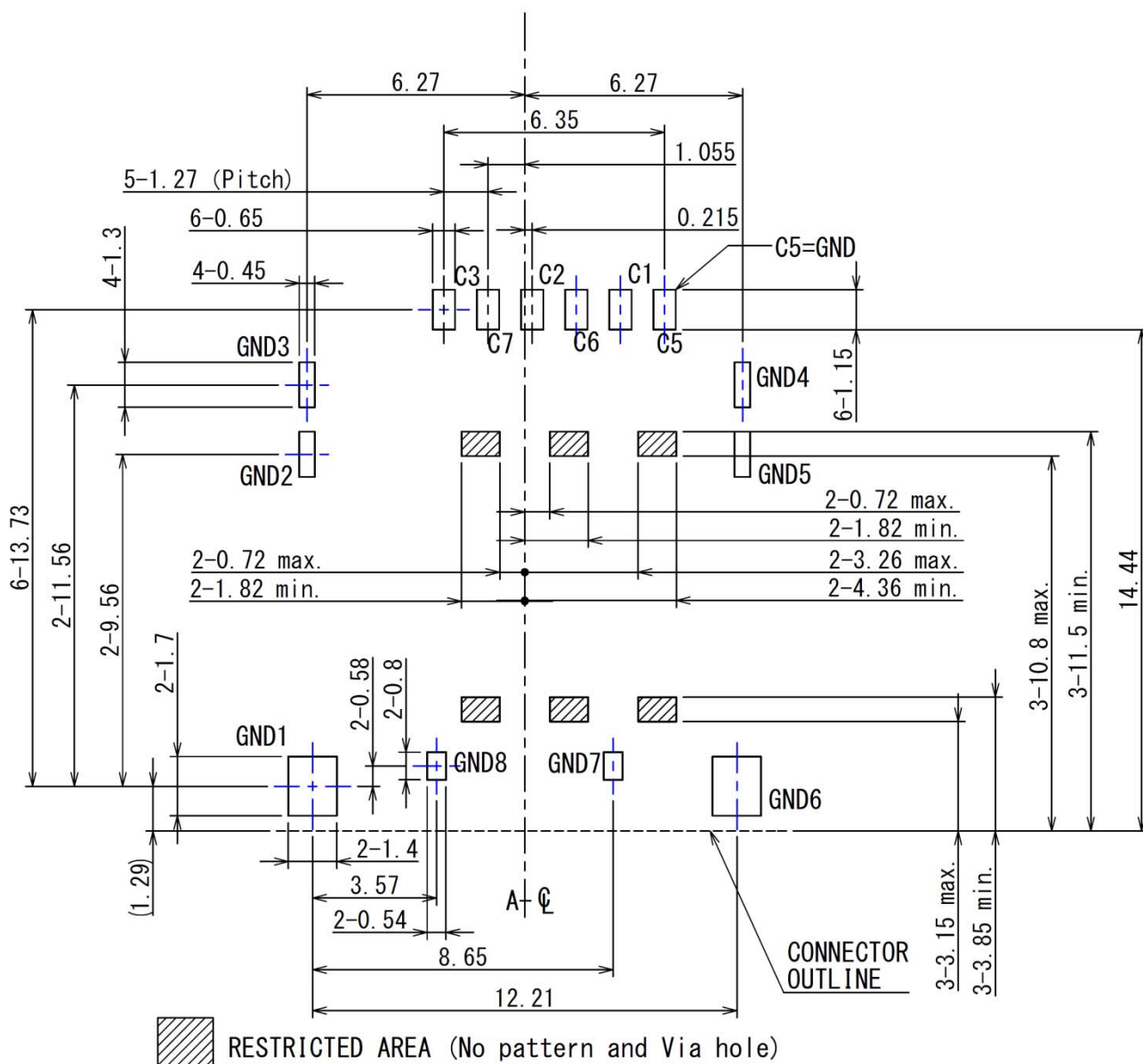


Unit: mm

NOTE1. CARD STOPPER POSITION
 NOTE2. LOT INFORMATION IS SHOWN AS BELOW.
 i.e. 4 8 2 5 1 V 3

VERSION NO.
 PRODUCTION LINE NO.
 PRODUCT DATE (YMDD)

3	COVER	1	STAINLESS	TERMINAL AREA :Au OVER Ni	-
2	INSULATOR	1	GLASS FILLED LCP	-	-
1	CONTACT	6	COPPER ALLOY	CONTACT AREA :Au OVER Ni TERMINAL AREA :Au OVER Ni	-
符号 NO.	名 称 DESCRIPTION	個 数 QTY.	材 料 MATERIAL	仕 上 FINISH	備 考 REMARKS



All patterns and Via holes under the connector should be coated by resist.

Applicable Board Dimensions

Unit: mm

Note 1: Above drawing is for reference only.

Please refer to the most updated drawing when considering use of this product.

Technical Documents

Part Number	SF53S006VCB
Drawing Number	Individual Product: SJ115712 Reeled Product: SJ115713
Specifications	JACS-11066
Handling Instructions	JAHL-11066

Notice:

1. The values specified in this brochure are only for reference. The products and their specifications are subject to change without notice. Contact our sales staff for further information before considering or ordering any of our products.
For purchase, a product specification must be agreed upon.

2. Users are requested to provide protection circuits and redundancy circuits to ensure safety of the equipment, and sufficiently review the suitability of JAE's products to the equipment.

3. The products presented in this brochure are designed for the uses recommended below.
We strongly suggest you contact our sales staff when considering use of any of the products in any other way than the recommended applications or for a specific use that requires an extremely high reliability.

(1) Applications that require consultation:

(i) Please contact us if you are considering use involving a quality assurance program that you specify or that is peculiar to the industry, such as:

Automotive electrical components, train control, telecommunications devices (mainline), traffic light control, electric power, combustion control, fire prevention or security systems, disaster prevention equipment, etc.

(ii) We may separately give you our support with a quality assurance program that you specify, when you think of a use such as :

Aviation or space equipment, submarine repeaters, nuclear power control systems, medical equipment for life support, etc.

(2) Recommended applications include:

Computers, office appliances, telecommunications devices (terminals, mobile units), measuring equipment, audiovisual equipment, home electric appliances, factory automation equipment, etc

Japan Aviation Electronics Industry, Limited

Product Marketing Division

Aobadai Building, 3-1-19, Aobadai, Meguro-ku, Tokyo 153-8539

Phone: +81-3-3780-2882 FAX: +81-3-3780-2946

* The specifications in this brochure are subject to change without notice. Please contact JAE for information.