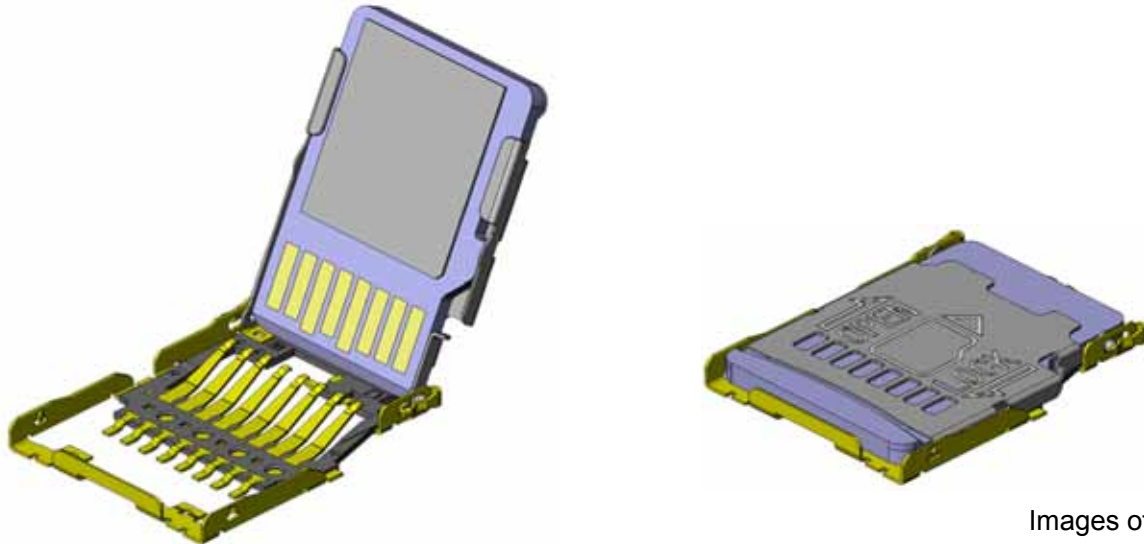


ST1-G/T Series**RoHS Compliant**

Images of Type G

microSD™(*) cards are widely used as removable media and for data storage expansion in compact ICT (Information and Communication Technology) devices such as smartphones and tablet PCs, and are expected to be used as storage media in a variety of devices in the future.

In addition, due to the progress of electrification (EV) and higher functionality of automobiles, the layout of automobile interiors is becoming more modular like that of PCs and other consumer electronics. To meet this demand, the ST1-T connector was evaluated for automotive specifications such as 105°C high-temperature compatibility.

The ST1-G/T series is a hinge-type connector compatible with microSD™ cards, which are standardized by the SD Association (SDA) as compact cards for various small portable devices.

* microSD™ is a trademark of SD Association.

[Applicable Market]

Tablet PCs, notebook PCs, Drone, Gaming devices and other small portable devices

*This product is not IATF certified

Features

- Push-slide, hinge type connector for microSD™ small memory card.
- Available with card insertion detection switch (T type), and without (G type).
- Shield feature is secured by 4 ground connection points on hinge cover.
- Slim design with 1.4mm height, 15.5mm depth, 11.9mm width.
- Lock structure to prevent the cover from opening when dropped.

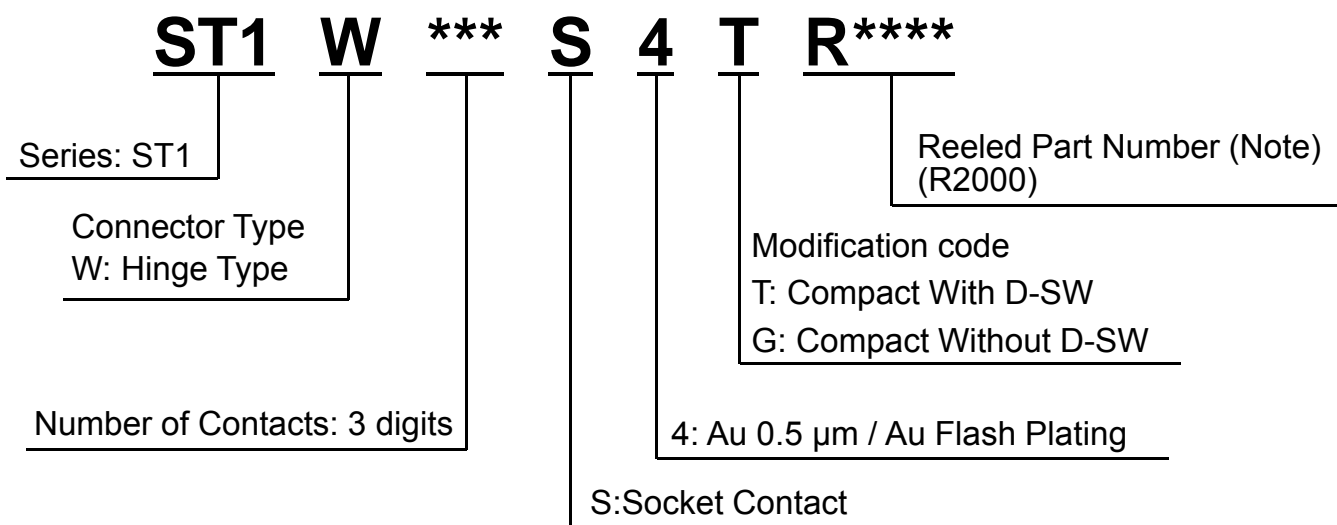
General Specifications

Number of Contacts	8 position
Contact Resistance	100m ohm max. (initial)
Dielectric Withstanding Voltage	AC500Vr.m.s.(per minute)
Insulation Resistance	1,000M ohm min. (initial)
Durability	10,000 cycles
Operating Temperature Range	-40 Deg. C to +85 Deg. C (General Item) -40 Deg. C to +105 Deg. C (Automotive spec tested product)
Rated Current	0.5A per pin
Rated Voltage	10V per pin

Materials and Finishes

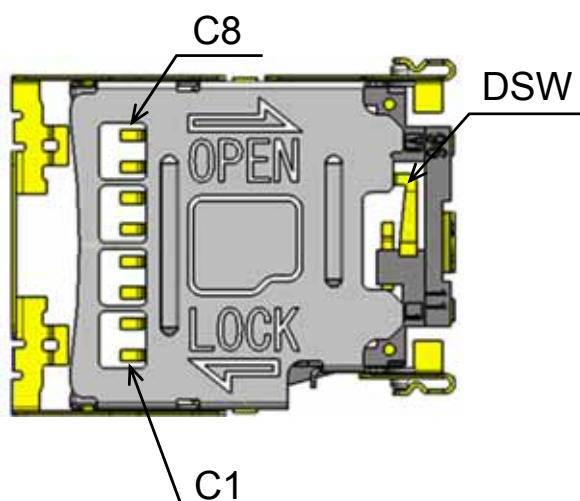
Components	Materials	Finishes
Contact	Copper alloy	0.5 μ m min. Au plating over Ni (Contact area) Au flash plating over Ni (Terminal area)
Housing	Synthetic resin	
Cover	Stainless steel	Au flash plating over Ni (Terminal area)

Ordering Information



Note) An embossed tape reel contains 2,000 pieces
Please contact us for details on embossed tape specifications.

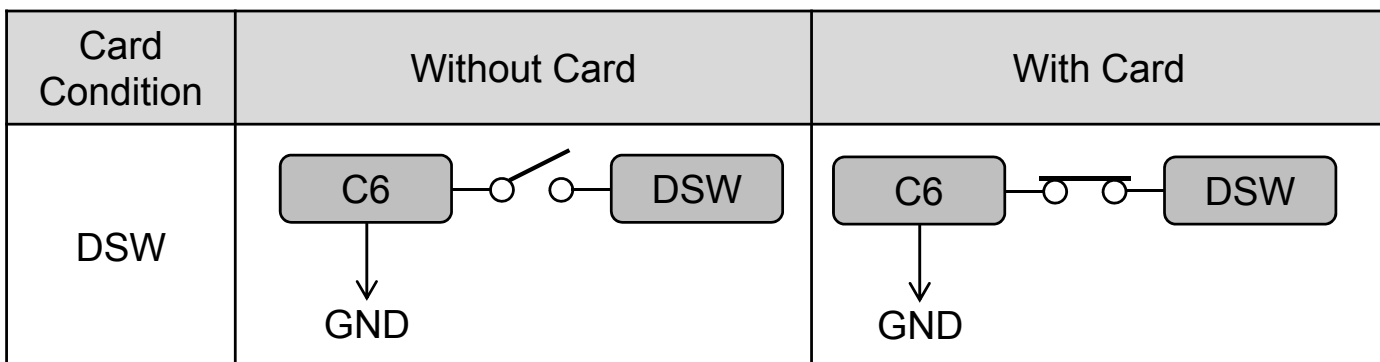
Pin Assignment



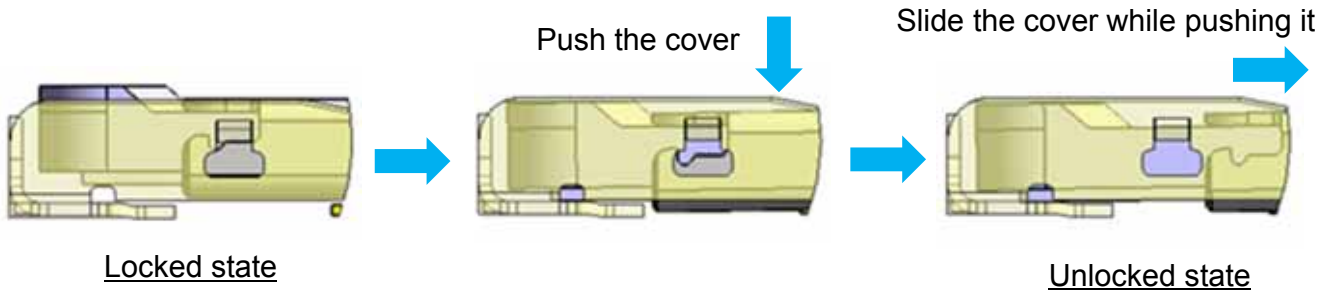
Number	Signal Name
C1	DAT2
C2	CD/DAT3
C3	CMD
C4	VDD
C5	CLK
C6	VSS
C7	DATA0
C8	DATA1

*DSW is only available on ST1W008S4T

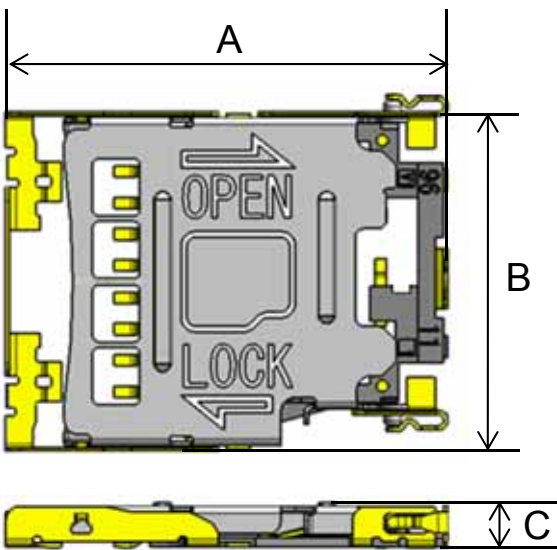
Detection Switch Circuit



Operation Procedure



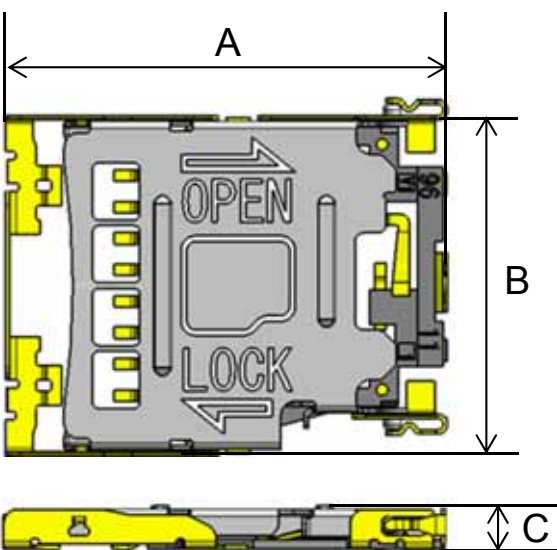
Outer Dimensions (ST1W008S4G)



Unit : mm

Dimensions	A	B	C
Number of Contacts			
8	15.5	11.9	1.4

Outer Dimensions (ST1W008S4T)



Unit : mm

Dimensions	A	B	C
Number of Contacts			
8	15.5	11.9	1.4

Product Drawings and Specifications

Part Number	Drawing Number	Specifications	Handling Instructions
ST1W008S4GR2000	SJ109285 (Individual Product)	JACS-10580 (General Item)	JAHL-10580
	SJ109286 (Reeled Product)		
ST1W008S4TR2000	SJ111744 (Individual Product)	JACS-10580 (General Item) JACS-10580-07 (Automotive spec tested product)	JAHL-10580
	SJ111745 (Reeled Product)		

* Only ST1W008S4T is tested to automotive specifications

Notice:

1. The values specified in this brochure are only for reference. The products and their specifications are subject to change without notice. Contact our sales staff for further information before considering or ordering any of our products. For purchase, a product specification must be agreed upon.

2. Users are requested to provide protection circuits and redundancy circuits to ensure safety of the equipment, and sufficiently review the suitability of JAE's products to the equipment.

3. The products presented in this brochure are designed for the uses recommended below.

We strongly suggest you contact our sales staff when considering use of any of the products in any other way than the recommended applications or for a specific use that requires an extremely high reliability.

(1) Applications that require consultation:

(i) Please contact us if you are considering use involving a quality assurance program that you specify or that is peculiar to the industry, such as:

Automotive electrical components, train control, telecommunications devices (mainline), traffic light control, electric power, combustion control, fire prevention or security systems, disaster prevention equipment, etc.

(ii) We may separately give you our support with a quality assurance program that you specify, when you think of a use such as :

Aviation or space equipment, submarine repeaters, nuclear power control systems, medical equipment for life support, etc.

(2) Recommended applications include:

Computers, office appliances, telecommunications devices (terminals, mobile units), measuring equipment, audiovisual equipment, home electric appliances, factory automation equipment, etc.

Japan Aviation Electronics Industry, Limited

* The specifications in this brochure are subject to change without notice. Please contact JAE for information.