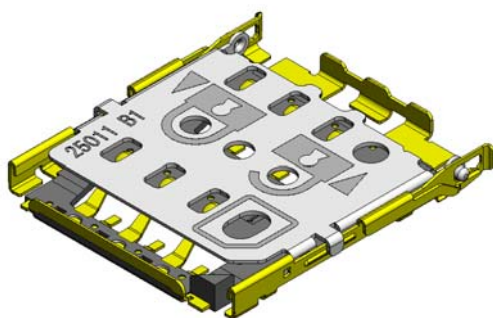


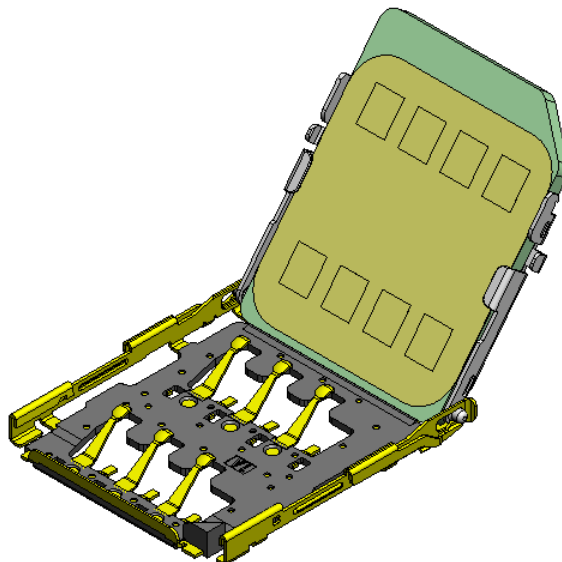
microSIM Card Connector SF15 Series

CONNECTOR
MB-0346-1
July 2019

RoHS Compliant



Closed



Opened

Along with the recent advancement of IoT and commercialized 5G services, various devices install SIM cards for wireless connection.

The SF15 Series is a hinge type card connector compatible with microSIM cards, and is expected to be used in many devices.

(SIM : **S**ubscriber **I**dentify **M**odule)

Applicable Products

Tablets, notebook PCs, audio visual equipment, and others

Features

- Slim design: 1.55mm height, 13.95mm width, and 15.60mm depth
- Easy-to-operate hinge mechanism allows access from above connector
- Good EMI performance with 5 grounded hold-down points
- Lock structure that prevents opening of the cover if the device is dropped
- Supports automated mounting --- supplied in embossed tape

General Specifications

Number of Contacts	6 positions
Contact Resistance	200mΩ max.
Dielectric Withstanding Voltage	AC500V rms.
Insulation Resistance	100MΩ min.
Durability	1,500 times
Operating Temperature Range	-30°C to +85°C
Rated Current	0.5A max.
Rated Voltage	10V max.

Materials and Finishes

Component	Materials	Finishes
Signal Contact	Copper alloy	Au plating over Ni (contact area) Au flash plating over Ni (terminal area)
Housing	Synthetic resin	---
Cover	Stainless steel	---
Ground Frame	Copper alloy	Au flash plating over Ni (terminal area only)

Ordering Information

SF15 W 006 S 4 B R2000

Series: SF15

Reeled Product
(pieces/reel)

Modification Code

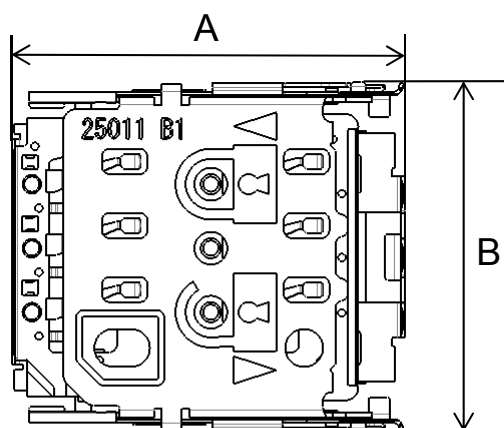
Connector Type
W: Hinge Type

Plating Specification
4: Au/Au Flash plating

Number of Contacts: 6 positions

Connection Type
S: Socket contact

Outer Dimensions



Unit: mm

Part Number	A	B	C
SF15W006S4B	15.60	13.95	1.55



Technical Documents

Part Number	Drawing Number	Specifications	Handling Instructions
SF15W006S4BR2000	SJ113074 (Connector drawing)	JACS-10936	JABL-10936
	SJ113075 (Packaging drawing)		

Notice:

1. The values specified in this brochure are only for reference. The products and their specifications are subject to change without notice. Contact our sales staff for further information before considering or ordering any of our products. For purchase, a product specification must be agreed upon.

2. Users are requested to provide protection circuits and redundancy circuits to ensure safety of the equipment, and sufficiently review the suitability of JAE's products to the equipment.

3. The products presented in this brochure are designed for the uses recommended below.

We strongly suggest you contact our sales staff when considering use of any of the products in any other way than the recommended applications or for a specific use that requires an extremely high reliability.

(1) Applications that require consultation:

(i) Please contact us if you are considering use involving a quality assurance program that you specify or that is peculiar to the industry, such as:

Automotive electrical components, train control, telecommunications devices (mainline), traffic light control, electric power, combustion control, fire prevention or security systems, disaster prevention equipment, etc.

(ii) We may separately give you our support with a quality assurance program that you specify, when you think of a use such as:

Aviation or space equipment, submarine repeaters, nuclear power control systems, medical equipment for life support, etc.

(2) Recommended applications include:

Computers, office appliances, telecommunications devices (terminals, mobile units), measuring equipment, audiovisual equipment, home electric appliances, factory automation equipment, etc.

Japan Aviation Electronics Industry, Limited

Product Marketing Division

Aobadai Building, 3-1-19, Aobadai, Meguro-ku, Tokyo 153-8539

Phone: +81-3-3780-2882 FAX: +81-3-3780-2946

* The specifications in this brochure are subject to change without notice. Please contact JAE for information.