


MX67A Series

CONNECTOR

MB-0344-1

High Density Automotive Connectors for Safety Restraint Systems

July 2019

RoHS Compliant

The MX67A Series are compact, high density connectors designed for automotive Safety Restraint System (SRS) Electronic Control Units (ECU's), with up to 100 signal line contacts.

The MX67A provides an industry solution to the increasing number of SRS system devices implemented in today's standard vehicle. For added convenience, the structure is optimized for easy mounting with a built-in lever to reduce insertion and extraction forces. Press-fit type contacts make it easy to terminate pins without the need for soldering.

Applicable Markets

Vehicle-mounted SRS-ECU's

Features

- 2 blocks offer high pin counts of 45 positions + 59 positions
- 100 signal lines available
- Incomplete mating detection pins located on each block
- Lever operating force of 66.6N maximum during mating
- Easy mounting with press-fit type contacts that do not require soldering
- The Connector securely fastens to the unit case flange area
- Applicable wire sizes are AVSS 0.3mm² to 0.5mm²
- Tin or gold plating options available for 0.64 terminals

General Specifications

Number of Contacts	100 positions (2 blocks) + 4 positions for correct mating detection
Operating Temperature Range	-40°C to +120°C (Including temperature rise due to operation)
Rated Current	3 A
Lever Operation Insertion Force	66.6N max.
Applicable Wire	Compatible with tin and gold plating contacts. AVSS 0.3mm ² ~0.5mm ²

Materials and Finishes

■ Angle Pin Header

Components	Materials / Finishes
Pin Housing	30%GF PBT
Terminal	Phosphor bronze / Sn plating, Au plating
Mating Detection Terminal	Phosphor bronze / Sn plating

■ Socket Housing

Components	Materials / Finishes
Socket Housing	PPE + PA66
Mating Lever	POM - GF25
Retainer	PBT - GF30
Short-circuit Terminal	Phosphor bronze / Au plating
Mating Detection Pin	Copper alloy / Sn plating

■ Socket Terminal

Components	Materials / Finishes
Socket Terminal	Copper alloy / Sn plating, Au plating

Outer Dimensions

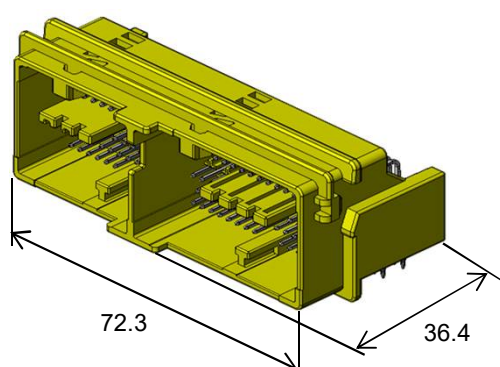
(Unit: mm)

■ Pin Header

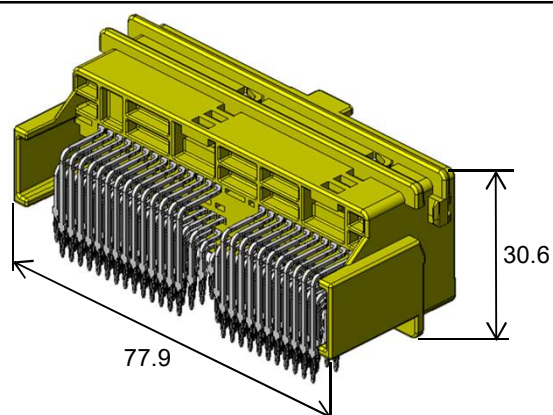
Part Number: MX67A104ZPA

2 positions for correct mating detection on each block
(100 positions + 4 positions in total)

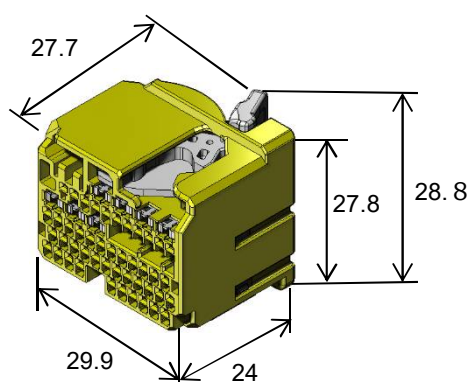
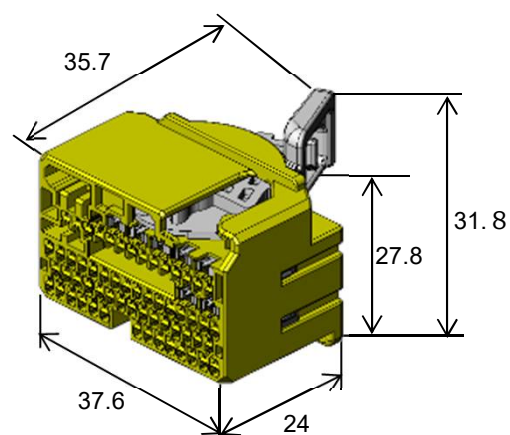
Mating side



Rear side

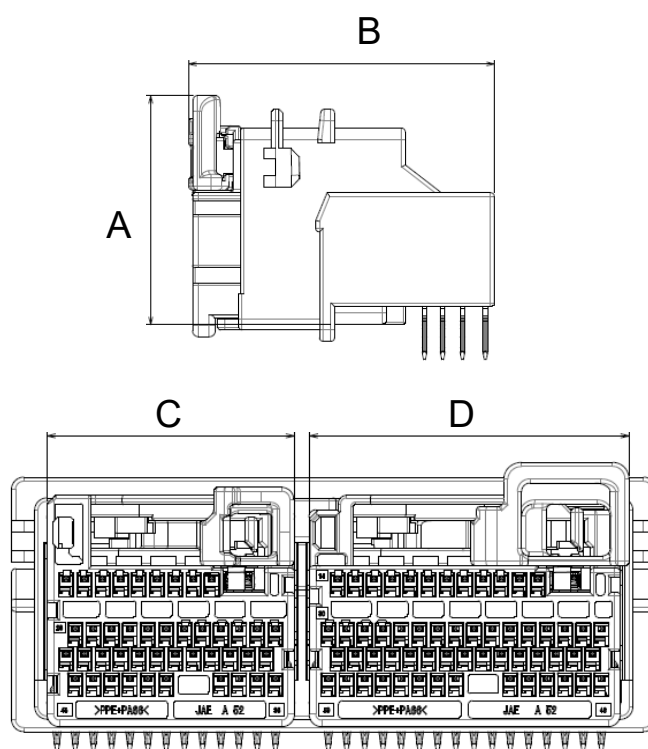
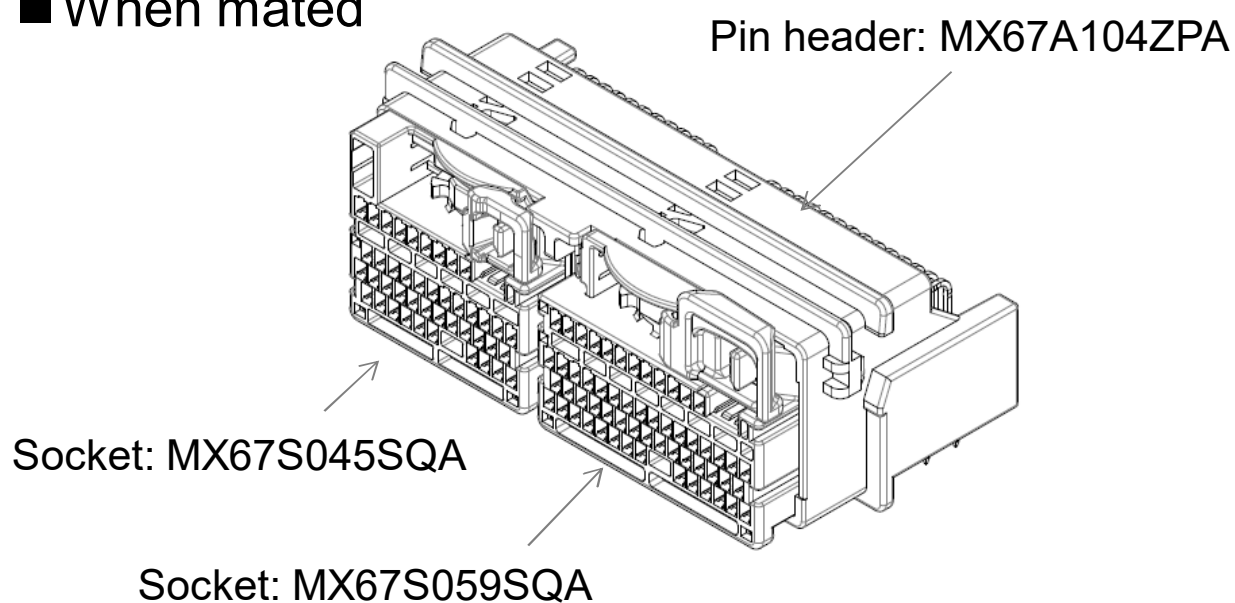


■ Socket Housing

Part Number:
MX67S045SQAPart Number:
MX67S059SQA

Outer Dimensions

■ When mated



(Unit: mm)

	Dimension A	Dimension B	Dimension C	Dimension D
Dimensions when mated	30.2	40.2	29.9	38.7

Part Numbers and Drawing Numbers

Connector Type	Part Number	Drawing Number
Angle pin header (80 positions) (Product without pins for signal terminal)	MX67A080ZPA	SJ117804
Angle pin header (104 positions)	MX67A104ZPA	SJ117803
Socket connector (45 positions)	MX67S045SQA	SJ116023
Socket connector (59 positions)	MX67S059SQA	SJ116024
Socket terminal (Sn 0.3mm ²)	M34S75C4F1	SJ038527
Socket terminal (Sn 0.5mm ²)	M34S75C4F2	SJ038528
Socket terminal (Au 0.3mm ²)	MX67S75C4P1	SJ116025
Socket terminal (Au 0.5mm ²)	MX67S75C4P2	SJ116026

Specifications: JACS-11121
Handling Instructions: JAHL-11121

Notice:

1. The values specified in this brochure are only for reference. The products and their specifications are subject to change without notice. Contact our sales staff for further information before considering or ordering any of our products.
For purchase, a product specification must be agreed upon.

2. Users are requested to provide protection circuits and redundancy circuits to ensure safety of the equipment, and sufficiently review the suitability of JAE's products to the equipment.

3. The products presented in this brochure are designed for the uses recommended below.

We strongly suggest you contact our sales staff when considering use of any of the products in any other way than the recommended applications or for a specific use that requires an extremely high reliability.

(1) Applications that require consultation:

(i) Please contact us if you are considering use involving a quality assurance program that you specify or that is peculiar to the industry, such as:

Automotive electrical components, train control, telecommunications devices (mainline), traffic light control, electric power, combustion control, fire prevention or security systems, disaster prevention equipment, etc.

(ii) We may separately give you our support with a quality assurance program that you specify, when you think of a use such as:

Aviation or space equipment, submarine repeaters, nuclear power control systems, medical equipment for life support, etc.

(2) Recommended applications include:

Computers, office appliances, telecommunications devices (terminals, mobile units), measuring equipment, audiovisual equipment, home electric appliances, factory automation equipment, etc.

Japan Aviation Electronics Industry, Limited

Product Marketing Division

Aobadai Building, 3-1-19, Aobadai, Meguro-ku, Tokyo 153-8539

Phone: +81-3-3780-2882 FAX: +81-3-3780-2946

* The specifications in this brochure are subject to change without notice. Please contact JAE for information.