図面番号(DRAWING NO.) SJ114911

版数 VER.	年月日 DATE	CN NO.	変更内容 DESCRIPTION	製図 DR.	担当 CHK.	査閲 APPD.	承認 APPD.
2	02/OCT/2020	036539	CORRECTION OF DIMENSIONAL ERRORS	—	Y. YAMAMOTO	Y. YAMADA	Y. WATANABE
3	23/MAR/2021	038477	CHANGE IN DIMENSION AND CORRECT DATUM POSITION	S. YAMAGUCHI	A. HOUJOU	Y. YAMADA	Y. WATANABE

WISDOM承認 2021/04/05

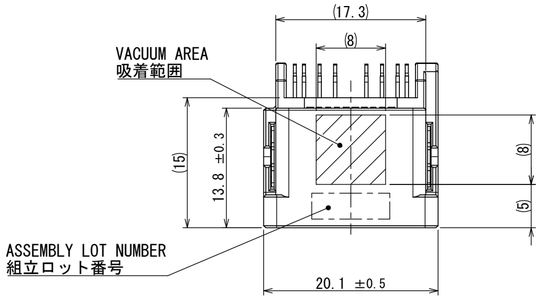

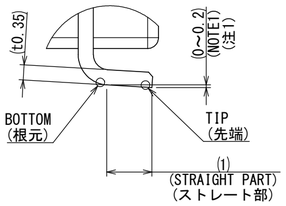

DETAIL B
(SCALE10:1)

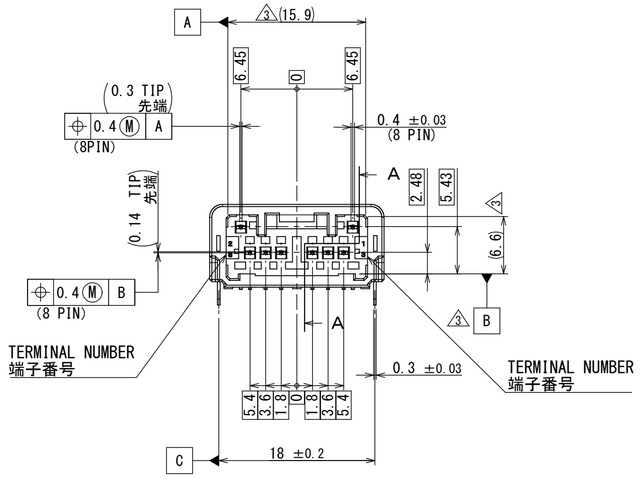

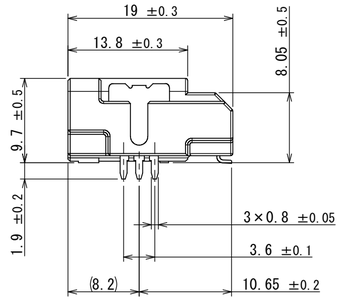

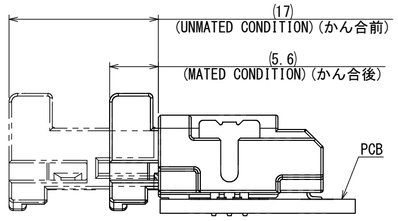

MATED CONDITION(REF.)
かん合状態図（参考）

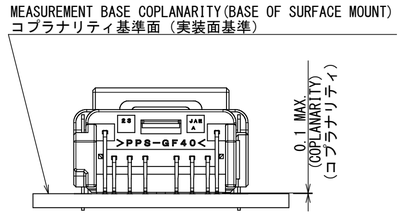

REAR VIEW(REF.)
背面図（参考）

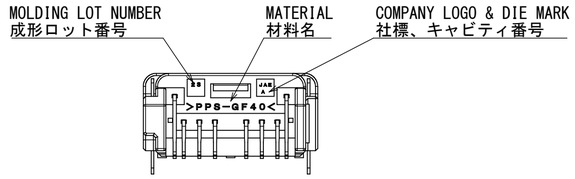

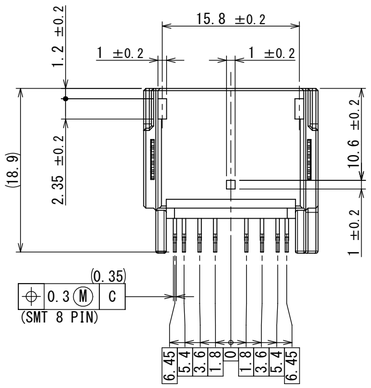

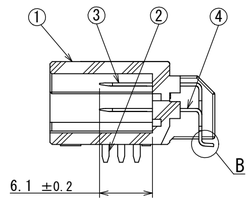

SECT. A-A

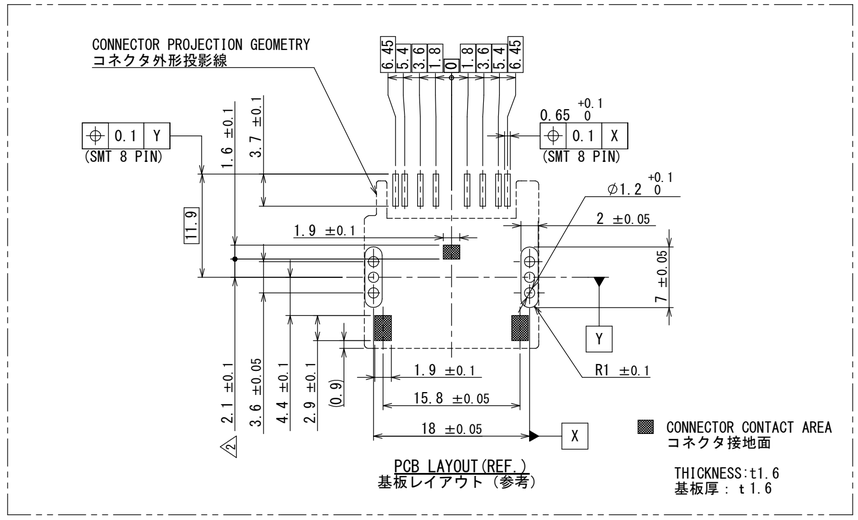

PCB LAYOUT(REF.)
基板レイアウト（参考）

NOTE1. THE TIP OF THE TERMINAL SHALL BE CLOSER (0～0.2) THAN THE BOTTOM TO PCB.
NOTE2. COUNTERPART CONNECTOR IS SHOWN TABLE 1.

注１．端子足部の根元と先端の関係は根元より先端が実装面側（0～0.2）にあること。
　２．本コネクタの相手側は表１を参照のこと。

TABLE 1
表１

	DRAWING NO. 図番	DESCRIPTION 名称	NO. 数量	APPLICATION TERMINAL 適用端子	APPLICABLE WIRE RANGE 適用電線	REMARKS 備考
1	—	MX77A008HF1	—	—	—	—
2	SJ114912	MX77A008SF1	1	MX77S13K*F*	SHOWN AT JAHL-11086	—

符号 NO.	名称 DESCRIPTION	個数 QTY.	材料 MATERIAL	仕上 FINISH	備考 REMARKS
4	TERMINAL-2	6	COPPER ALLOY	TIN PLATING	—
3	TERMINAL-1	2	COPPER ALLOY	TIN PLATING	—
2	LEG	2	BRASS	TIN PLATING	—
1	HOUSING	1	PPS-GF40	—	COLOR : BLACK

仕様書(SPECIFICATION)
JACS-11086
JAHL-11086

第1版(ORIGINAL DATE) 05/SEP/2017
製図 DR. T. FUJITA
担当 CHK. K. HASEBE
査閲 APPD. —
承認 APPD. K. KAWASE
シート(SHEET NO.) 1 OF 1

一般公差(GENERAL TOLERANCE)
寸法(DIMENSION): . ±, .× ±, .×× ±, .××× ±
角度(ANGLES): ×° ±, ×°×′ ±
単位(UNIT)：mm

尺度(SCALE) 2：1
シリーズ(SERIES) MX77
名称(TITLE) MX77A008HF1
質量(MASS) 2.6g

日本航空電子工業株式会社
JAPAN AVIATION ELECTRONICS INDUSTRY, LTD.

図面番号(DRAWING NO.) SJ114911
版数(VER.) 3
SIZE A2
S/W

JAE-CONNECTOR.COM
Reference Only

JAE Connector DIV. Proprietary.Copyright(C) 2017, Japan Aviation Electronics Industry, LTD.

DCF-213J(20.07)